



The First in Synthetics®

BOSCH Wiper Blades

	Page(s)
Wiper Blade Quick-Reference Guide	2
Wiper Blade Adapters	2
Car, Light Truck and Van Applications	3 - 17
Buyer's Guide	18 - 19
Brand Cross-Reference Guide	19

Bosch Micro Edge Excel Blades ... for Superior Wiping Performance, Styling and Fit

Bosch Micro Edge Excel Wiper Blades offer consistently superior wiping performance through miles and miles of inclement driving conditions. No other blades feature all these qualities:

- A pre-installed universal adapter which fits 99% of applications without removal
- Aerodynamic, low-profile superstructure
- Pre-stressed tension springs
- Balance beam design
- Multi-point suspension system
- Special Bosch blended rubber
- Halogen-hardened wiping surface
- Graphite-coated wiping element for low noise operation
- Plastic lined joints - no metal-to-metal contact

Bosch Micro Edge Excel solves these wiping problems:

- Difficult blade installation and subsequent removal
- Blade lift-off at high speeds and in strong head winds
- Smearing and streaking on both forward and reverse strokes
- Premature rubber fatigue caused by abrasion, temperature extremes, UV light, ozone, acid rain and road salt
- Noisy operation



Bosch Wiper Blades are used as original equipment by the following vehicle manufacturers:

ALFA-ROMEO

AUDI

BMW

DAIMLER-CHRYSLER

FERRARI

FORD

FREIGHTLINER

GM

HONDA

MACK

NISSAN

SAAB

PORSCHE

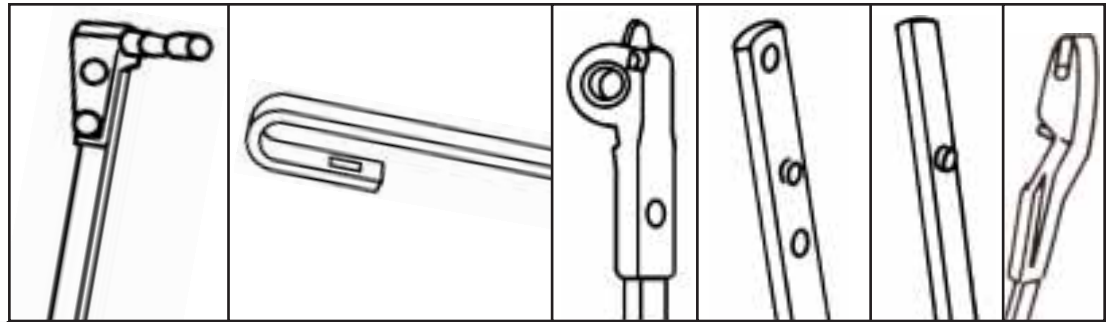
VOLKSWAGON

VOLVO

WESTERN STAR

WHITE GMC

Quick Reference Guide



Micro Edge Excel	Blade Length		Pin Arm		Hook Arm				Pin Blade	Side Saddle	Bayonet	SEV
	Inches	mm	4.8mm 3/16"	6.35mm 1/4"	9x3	9x4	Audi	8mm	7mm	7mm		
40916	16.7	425	U1*			U1*						U1*, U+
40917	16.7	425	U1*			U1*				Pin, U1*	U1*, QX	†
40918	18	450	U1*			U1*						U1*, U+
40919	19	475	U1*			U1*	U1*				U1*, QX	†
40920	20	500	U1*		U2	U1*	U1*		S9			†
40921	21	530				U2*	U2*	U2*			U2*, QX	†
40922	22	550			U2*	U2*	U2*					
40924	24	600			U2*	U2*	U2*					
40928	28	700					H15*					


* Adapter is pre-installed on the wiper blade

† If SEV adapter replacement is required, contact BOSCH to obtain part number 3 392 390 359.

All Adapters are included with each blade, and each is labeled according to its part number.

Note: If the blade length desired is not offered for the wiper arm illustrated, it is permissible to use blades that are either one inch shorter or up to two inches longer than the original equipment blade if clearances on the vehicle have been checked.

Wiper Blade Mounting Information - Universal Adapter



Bosch Micro Edge and Micro Edge Excel Wiper Blades are now using a newly engineered adapter system, which widely eliminates the need to select and install the proper adapter for a specific wiper arm configuration. Most wiper blades are now equipped with a universal adapter, which, on average is used for 99% of all applications.

The universal adapter is pre-installed and accommodates various sizes of hook arms and pin arms. Side saddle and bayonet arms are also covered with the universal adapter by use of an additional adapter.

BOSCH

Wiper Blades

Cars, Light Trucks and Vans

Make/Model/Year	Blade Length	Micro Edge Excel	Included Adapter
ACURA			
CL Series			
2001	Driver's Side 24"	B40924	U2*/H14
	Passenger's Side 19"	B40919	U1*
1999 - 97	Driver's Side 24"	B40924	U2*/H14
	Passenger's Side 19"	B40919	U1*
Integra			
2001 - 94	Driver's Side 22"	B40922	U2*
	Passenger's Side 18"	B40918	U1*
	Rear 19"	B40919	U1*
1993 - 90	Driver's Side 20"	B40920	U1*
	Passenger's Side 19"	B40919	U1*
	Rear 19"	B40919	U1*
1989 - 86	Front 19"	B40919	U1*
	Rear 18"	B40918	U1*
Legend			
1995 - 91	Driver's Side 22"	B40922	U2*
	Passenger's Side 19"	B40919	U1*
MDX			
2001	Driver's Side 24"	B40924	U2*/H14
	Passenger's Side 21"	B40921	U2*
NSX			
2000 - 91	All 22"	B40922	U2*
RL Series			
2001 - 96	Driver's Side 22"	B40922	U2*
	Passenger's Side 19"	B40919	U1*
SLX			
1999 - 96	Front 20"	B40920	U1*
TL Serie			
2001 - 95	Driver's Side 24"	B40924	U2*/H14
	Passenger's Side 19"	B40919	U1*
Vigor			
1994 - 92	Driver's Side 24"	B40924	U2*/H14
	Passenger's Side 19"	B40919	U1*
ALFA ROMEO			
164			
1995 - 94	All 21"	B40921	U2*
1993 - 91	All 21"	B40921	U2*
GTV-6			
1986 - 81	All 18"	B40918	U1*
GT Veloce			
1970 - 69	1/69 on 16"	B40916	
Milano			
1989 - 87	All 18"	B40918	U1*
Spider			
1994 - 86	9/85 on 16"	B40916	U1*
Sport Sedan, Sprint Veloce			
1980 - 79	All 16"	B40916	U1*
AMERICAN MOTORS			
Ambassador			
1974 - 70	All 16"	B40916	U1* ₁ U+
AMX			
1980 - 78	All 18"	B40918	U1* ₁ U+
1974 - 68	All 18"	B40918	U1* ₁ U+
Concord			
1983	Front 18"	B40918	U1* ₁ U+
1982 - 80	Front 18"	B40918	U1* ₁ U+
	Rear 16"	B40916	U1* ₁ U+
1979 - 78	Front 18"	B40918	U1* ₁ U+
Eagle			
1988 - 80	Front 18"	B40918	U1* ₁ U+
	Rear 16"	B40916	U1* ₁ U+

Make/Model/Year	Blade Length	Micro Edge Excel	Included Adapter
AMERICAN MOTORS (continued)			
Gremlin			
1978	All 18"	B40918	U1* ₁ U+
1977 - 73	All 16"	B40916	U1* ₁ U+
1972 - 70	All 18"	B40918	U1* ₁ U+
Hornet			
1977 - 73	All 16"	B40916	U1* ₁ U+
1972 - 70	All 18"	B40918	U1* ₁ U+
Javelin			
1974 - 70	All 18"	B40918	U1* ₁ U+
Matador			
1978 - 71	All 16"	B40916	U1* ₁ U+
Pacer			
1980 - 75	Front 18"	B40918	U1* ₁ U+
	Rear 16"	B40916	U1* ₁ U+
Spirit			
1983 - 79	Front 18"	B40918	U1* ₁ U+
	Rear 16"	B40918	U1* ₁ U+
AUDI			
80, 90			
1995 - 88	All 21"	B40921	U2*
100, 200			
1994 - 92	Front 22"	B40922	U2*
	Rear 18"	B40918	U1*
1977 - 70	100 LS, GL 16"	B40916	U1*
4000			
1987 - 85	Front 21"	B40921	U2*
	Rear 18"	B40918	U1*
1984 - 79	All 18"	B40918	U1*
5000			
1988 - 84	All 21"	B40921	U2*
1983 - 78	All 18"	B40918	U1*
A4, S4			
2001 - 96	All 21"	B40921	U2*
A4 Avant			
2001 - 98	Front 21"	B40921	U2*
A6, S6			
2001 - 98	Driver's Side 22"	B40922	U2*
1997 - 95	Front 22"	B40922	U2*
	Rear 18"	B40918	U1*
A8, S8			
2001 - 97	Driver's Side 22"	B40922	U2*
Allroad Quattro			
2001	Driver's Side 22"	B40922	U2*
Cabrio			
1998 - 94	All 21"	B40921	U2*
Coupe			
1991 - 90	All 22"	B40922	U2*
1987	Front 21"	B40921	U2*
1986 - 85	Front 21"	B40921	U2*
	Rear 18"	B40918	U1*
1984 - 81	Front 18"	B40918	U1*
	Rear 18"	B40918	U1*
Fox			
1978 - 73	Front 16"	B40916	U1*
	Rear 16"	B40916	U1*
Quattro Coupe			
1985 - 84	Front 21"	B40921	U2*
	Rear 18"	B40918	U1*
1983	Front 18"	B40918	U1*
	Rear 18"	B40918	U1*
Super 90			
1972 - 70	All 16"	B40916	U1*

*Adapter Pre-Installed

- Optional adapter: OE P/No. B43000 (QX, for use with U1)
- Requires separate adapter OE P/No. B43000 (QX).

3. OE adapter replacement P/No. 3 392 390 359.

4. OE P/No. 3 392 390 225 (S8) required.

5. Hood clearance must exceed 1 5/8" (42mm) for installation.

BOSCH

Wiper Blades

Cars, Light Trucks and Vans

Make/Model/Year	Blade Length	Micro Edge Excel	Included Adapter
AUDI (continued)			
TT			
2001 - 00 All	21"	B40921	U2*
V8 Quattro			
1994 - 92 All	22"	B40922	U2*
1991 - 90 All	21"	B40921	U2*
BMW			
2800 CS			
1971 - 69 All	16"	B40916	
3.0CS, 3.0CSi			
1976 - 74 All	18"	B40918	U1*
1973 - 71 5/71 on	16"	B40916	U1*
318i, 318iS			
1998 - 92 Driver's Side	21"	B40921	U2*
1998 - 92 Passenger's Side	20"	B40920	U1*
1991 All	20"	B40920	U1*
1985 - 83 All	20"	B40920	U1*
318ti			
1998 - 95 Front	20"	B40920	U1*
1998 - 95 Rear	18"	B40918	U1*
320i			
1983 - 79 1.8L 7/79 on	18"	B40918	U1*
1979 - 77 2.0L to 3/79	17"	B40917	Pin
325e, eS, i, iC, iS, iX			
1995 - 92 Driver's Side	21"	B40921	U2*
1995 - 92 Passenger's Side	20"	B40920	U1*
1991 - 84 All	20"	B40920	U1*
328i, iS, Ci			
1998 - 96 Driver's Side	21"	B40921	U2*
1998 - 96 Passenger's Side	20"	B40920	U1*
5 Series			
1988 - 79 4/79 on	18"	B40918	U1*
1979 - 76 To 3/79	17"	B40917	Pin
1975 All	18"	B40918	U1*
6 Series			
1988 - 79 4/79 on	18"	B40918	U1*
1979 - 77 To 3/79	17"	B40917	Pin
7 Series			
1987 - 79 4/79 on	18"	B40918	U1*
M3			
1999 - 95 Driver's Side	21"	B40921	U2*
1999 - 95 Passenger's Side	20"	B40920	U1*
1991 - 87 All	20"	B40920	U1*
M5			
1988 - 87 Driver's Side	20"	B40920	U1*
1988 - 87 Passenger's Side	18"	B40918	U1*
X5			
2001 - 00 Driver's Side	24"	B40924	U2*/H12
2001 - 00 Passenger's Side	22"	B40922	U2*
Z3			
2001 - 96 All	20"	B40920	U1*
BUICK			
Century			
2001 - 97 Front	22"	B40922	U2*
1996 - 97 Front	18"	B40918	U1*
1996 - 97 Rear	16"	B40916	U1*
1981 - 78 All	18"	B40918	U1*
1977 - 73 All	16"	B40916	U1*
Electra, Park Avenue, Ultra			
1999 - 91 All	22"	B40922	U2*
1990 - 85 All	19"	B40919	U1*
1984 - 70 All	18"	B40918	U1*
Estate Wagon			
1990 - 70 All	18"	B40918	U1*

Make/Model/Year	Blade Length	Micro Edge Excel	Included Adapter
BUICK (continued)			
LeSabre, Centurion			
2001 - 92 All	22"	B40922	U2*
1991 - 86 All	19"	B40919	U1*
1985 - 70 All	18"	B40918	U1*
Park Avenue			
2001 All	22"	B40922	U2*
Realtta, Riviera			
1999 - 95 All	22"	B40922	U2*
1993 - 86 All	19"	B40919	U1*
1985 - 70 All	18"	B40918	U1*
Rendezvous			
2002 Driver's Side	24"	B40924	U2*/H14
2002 Passenger's Side	22"	B40922	U2*
2002 Rear	16"	B40916	U1*
Regal			
2001 - 98 All	22"	B40922	U2*
1997 Early	20"	B40920	U2
1997 Late (1997 fi Model)	22"	B40922	U2*
1996 - 88 All	20"	B40920	U2
1987 - 78 All	18"	B40918	U1*
1977 - 73 All	16"	B40916	U1*
Roadmaster			
1996 - 91 Front	22"	B40922	U2*
1996 - 91 Rear	16"	B40916	U1*
Skyhawk			
1989 - 75 All	16"	B40916	U1*
Skylark, Special, Apollo			
1999 - 86 All	19"	B40919	U1*
1985 - 81 All	18"	B40918	U1*
1980 - 70 All	16"	B40916	U1*
Somerset			
1987 - 85 All	19"	B40919	U1*
CADILLAC			
Allante			
1993 - 87 All	20"	B40920	U1*
Calais			
1976 - 70 All	18"	B40918	U1*
Catera			
2001 - 97 Driver's Side	24"	B40924	U2*/H12
2001 - 97 Passenger's Side	19"	B40919	U1*
Cimarron			
1988 - 82 All	16"	B40916	U1*
DeVil, DeVil Concours			
2001 - 91 All	22"	B40922	U2*
1990 - 85 All	19"	B40919	U1*
1984 - 70 All	18"	B40918	U1*
Eldorado			
2001 - 92 All	22"	B40922 ⁵	U2*
1991 - 86 All	19"	B40919	U1*
1985 - 70 All	18"	B40918	U1*
Escalade			
2002 Front	22"	B40922	U2*
2002 Rear	16"	B40916	U1*
2001 - 99 Front	18"	B40918	U1*
Fleetwood (FWD)			
1996 - 91 All	22"	B40922	U2*
1990 - 85 All	19"	B40919	U1*
1984 - 70 All	18"	B40918	U1*
Fleetwood (RWD)			
1996 - 93 All	22"	B40922	U2*
1992 - 70 All	18"	B40918	U1*
Seville			
2001 - 92 All	22"	B40922 ⁵	U2*
1991 - 86 All	19"	B40919	U1*
1985 - 75 All	18"	B40918	U1*

*Adapter Pre-Installed

- Optional adapter: OE P/No. B43000 (QX, for use with U1)
- Requires separate adapter OE P/No. B43000 (QX).

3. OE adapter replacement P/No. 3 392 390 359.

4. OE P/No. 3 392 390 225 (S8) required.

5. Hood clearance must exceed 1 5/8" (42mm) for installation.

BOSCH

Wiper Blades

Cars, Light Trucks and Vans

Make/Model/Year	Blade Length	Micro Edge Excel	Included Adapter
CHEVROLET			
Astro			
1999 - 95	Front 18"	B40918	U1*
Avalanche			
2002	Front 22"	B40922	U2*
Beretta, Corsica			
1996 - 91	All 19"	B40919	U1*
1990 - 88	All 19"	B40919	U1*
Blazer (C, K Series)			
1999 - 95	Front 20"	B40920	U1*
1994 - 92	Front 18"	B40918	U1*
1991 - 85	All 16"	B40916	U1*
1984 - 73	All 16"	B40916	U1*, U+
Blazer (S Series)			
2001 - 95	Front 20"	B40920	U1*
1994 - 89	Front 16"	B40916	U1*
1988 - 83	All 16"	B40916	U1*
Camaro			
2001 - 89	Front 24"	B40924	U2*
1992 - 82	Front & Rear 18"	B40918	U1*
1976 - 70	With Exposed Blades 16"	B40916	U1*
Caprice, Biscayne, BelAir			
1996 - 91	Front 22"	B40922	U2*
	Rear 16"	B40916	U1*
1990 - 71	All 18"	B40918	U1*
Cavalier			
2001 - 95	Driver's Side 22"	B40922	U2*
	Passenger's Side 17"	B40917	U1*
1994 - 82	All 16"	B40916	U1*
Celebrity			
1990 - 84	Front 18"	B40918	U1*
	Wagon Rear 16"	B40916	U1*
Chevette			
1987 - 76	Front & Rear 16"	B40916	U1*
Citation			
1985 - 80	All 18"	B40918	U1*
Corvette			
2001 - 97	Front 22"	B40922	U2*
1982 - 70	All 16"	B40916	U1*
El Camino			
1988 - 78	All 18"	B40918	U1*
1977 - 70	All 16"	B40916	U1*, U+
Express (G Series Van)			
2001 - 96	All 22"	B40922	U2*
Impala			
2001 - 00	All 22"	B40922	U2*
1996 - 95	Front 22"	B40922	U2*
	Rear 16"	B40916	U1*
1985 - 71	All 18"	B40918	U1*
Lumina			
2000 - 95	All 22"	B40922	U2*
1994 - 90	All 20"	B40920	U2
Lumina APV			
1996 - 90	Front 24"	B40924	U2*
LUV			
1982 - 81	All 18"	B40918	U1*, U+
Malibu			
2001 - 97	Driver's Side 22"	B40922	U2*
	Passenger's Side 19"	B40919	U1*
1983 - 78	All 18"	B40918	U1*
Metro			
2000 - 98	Driver's Side 20"	B40920	U1*
	Passengers Side 19"	B40919	U1*

Make/Model/Year	Blade Length	Micro Edge Excel	Included Adapter
CHEVROLET			
Monte Carlo			
2001 - 00	All 22"	B40922	U2*
1999 - 95	All 22"	B40922	U2*
1988 - 78	All 18"	B40918	U1*
1977 - 70	All 16"	B40916	U1*
Monza			
1980 - 75	All 16"	B40916	U1*, U+
Nova			
1988 - 85	All 17"	B40917	QX/Q7
1979 - 70	All 16"	B40916	U1*
Pickup (C, K Series)			
2001 - 99	All (exc. Silverado) 18"	B40918	U1*
1998 - 91	All 18"	B40918	U1*
1990	All (exc. C, K3500) 18"	B40918	U1*
	C, K3500 16"	B40916	U1*
1989 - 88	All 18"	B40918	U1*
1987 - 85	All 16"	B40916	U1*
1984 - 73	All 16"	B40916	U1*
Pickup (S Series)			
2001 - 95	All 20"	B40920	U1*
1994 - 82	All 16"	B40916	U1*
Prizm			
2001 - 98	Driver's Side 20"	B40920	U1*
	Passenger's Side 18"	B40918	U1*
Silverado			
2001 - 98	All 20"	B40920	U2*
Silverado HD			
2001	All 22"	B40920	U2*
Spectrum			
1988 - 85	Front 18"	B40918	U1*
Sprint			
1988 - 85	Front 17"	B40917	QX/Q7
Suburban			
2001 - 00	Front 22"	B40922	U2*
	Rear 16"	B40916	U1*
1999 - 95	Front 18"	B40918	U1*
1994 - 92	All 18"	B40918	U1*
1991 - 85	All 16"	B40916	U1*
1984 - 73	All 16"	B40916	U1*, U+
Tahoe			
2001 - 00	Front 22"	B40922	U2*
	Rear 16"	B40916	U1*
1999 - 95	Front 18"	B40918	U1*
Tracker			
2001 - 99	Front 19"	B40919	U1*
1998	Front 17"	B40917	U1*
Trailblazer			
2002	Front 22"	B40922	U2*
	Rear 16"	B40916	U1*
Van (G Series)			
1995 - 93	All 18"	B40918	U1*
1992 - 84	All 16"	B40916	U1*
1983 - 65	All 16"	B40916	U1*, U+
Vega			
1978 - 71	All 16"	B40916	U1*, U+
Venture			
2001 - 97	Front 24"	B40924	U2*/H14
	Rear 16"	B40916	U1*

*Adapter Pre-Installed

- Optional adapter: OE P/No. B43000 (QX, for use with U1)
- Requires separate adapter OE P/No. B43000 (QX).

3. OE adapter replacement P/No. 3 392 390 359.

4. OE P/No. 3 392 390 225 (S8) required.

5. Hood clearance must exceed 1 5/8" (42mm) for installation.

BOSCH

Wiper Blades

Cars, Light Trucks and Vans

Make/Model/Year	Blade Length	Micro Edge Excel	Included Adapter
CHRYSLER			
300M			
2001 - 99	Driver's Side 24"	B40924	U2*/H14
	Passenger's Side 22"	B40922	U2*
Cirrus			
2000 - 95	All 22"	B40922	U2*
Concorde			
2001 - 98	Driver's Side 24"	B40924	U2*/H14
	Passenger's Side 22"	B40922	U2*
1997 - 95	w/o Washer Nozzle 24"	B40924	U2*/H14
1994 - 93	DS & PS w/24" blade 24"	B40924	U2*/H14
	Pass. w/22" blade 22"	B40922	U2*
Cordoba			
1983 - 75	All 18"	B40918	U1*
E Class			
1948 - 83	All 16"	B40916	U1*
Fifth Avenue			
1993 - 83	All 18"	B40918	U1*
Imperial			
1993 - 74	All 18"	B40918	U1*
1973 - 70	All 16"	B40916	U1* ₁ U+
Laser			
1986 - 84	All 18"	B40918	U1*
Le Baron			
1995 - 94	Convertible 20"	B40920	U1*
	Coupe 18"	B40918	U1*
1993 - 89	All 18"	B40918	U1*
1988 - 87	Coupe, Convertible 18"	B40918	U1*
	Exc. Coupe, Conv. GTS 16"	B40916	U1*
1988 - 85	GTS Front & Rear 18"	B40918	U1*
1986 - 82	Except GTS 16"	B40916	U1*
1981 - 80	Front 18"	B40918	U1*
	Rear 16"	B40916	U1*
1979 - 77	All 18"	B40918	U1*
LHS, New Yorker, Newport, 300			
2001 - 98	Driver's Side 24"	B40924	U2*/H14
	Passenger's Side 22"	B40922	U2*
1997 - 95	w/o Washer Nozzle 24"	B40924	U2*/H14
1994	DS & PS w/24" blade 24"	B40924	U2*/H14
	Pass. w/22" blade 22"	B40922	U2*
1993 - 88	All 18"	B40918	U1*
1987 - 83	All 16"	B40916	U1*
1982 - 74	All 18"	B40918	U1*
1973 - 70	All 16"	B40916	U1* ₁ U+
Prowler			
2001	Driver's Side 16"	B40916	U1*
	Passenger's Side 19"	B40919	U1*
PT Cruiser			
2001 - 00	Driver's Side 20"	B40920	U1*
	Passenger's Side 21"	B40921	U2*
	Rear 16"	B40916	U1*
Sebring			
2001	All 22"	B40922	U2*
Sebring Coupe			
2001 - 95	Driver's Side 24"	B40924	U2*/H14
	Passenger's Side 22"	B40922	U2*
Sebring Convertible			
2001 - 97	All 22"	B40922	U2*
1996	All 21"	B40921	U2*
TC by Maserati			
1991 - 89	All 18"	B40918	U1*

Make/Model/Year	Blade Length	Micro Edge Excel	Included Adapter
CHRYSLER (continued)			
Town & Country Van			
2001	Front 28"	B40928	H15/U2*
	Rear 16"	B40916	U1*
2000 - 96	Front 28"	B40928	H15/U2*
	Rear 18"	B40918	U1*
1995	Front 22"	B40922	U2*
1994	Driver's Side 22"	B40922	U2*
	Passenger's Side 18"	B40918	U1*
	Rear (w/o Washer Nozzle) 18"	B40918	U1*
1993 - 91	Front 18"	B40918	U1*
	Rear 18"	B40918	U1*
1990	Front 18"	B40918	U1*
	Rear 16"	B40916	U1*
Voyager			
2001	Front 28"	B40928	H15/U2*
	Rear 16"	B40916	U1*
DAEWOO			
Lanos			
2001 - 99	Front 19"	B40919	U1*
	Rear 19"	B40919	U1*
Leganza			
2001 - 99	Driver's Side 22"	B40922	U2*
	Passenger's Side 19"	B40919	U1*
Nubira			
2001 - 00	Front 20"	B40920	U1*
1999	Front 20"	B40920	U1*
	Rear (Hatchback) 18"	B40918	U1*
DAIHATSU			
Charade			
1992 - 88	All 19"	B40919	U1*
Rocky			
1992 - 90	Front 16"	B40916	U1*
DE TOMASO			
Mangusta			
2000	All 20"	B40920	U1*
DELOREAN			
DMC 12			
1982 - 81	All 20"	B40920	
DODGE			
400, 600			
1988 - 82	All 16"	B40916	U1*
Aries			
1989 - 87	Front 16"	B40916	U1*
1986 - 81	Front 16"	B40916	U1*
Aspen			
1980	Front 18"	B40918	U1* ₁ U+
	Wagon Rear 16"	B40916	U1* ₁ U+
1979 - 76	Front 18"	B40918	U1* ₁ U+
Avenger			
2000 - 95	Driver's Side 24"	B40924	U2*/H14
	Passenger's Side 22"	B40922	U2*
Caravan			
2001	Front 28"	B40928	H15/U2*
	Rear 16"	B40916	U1*
2000 - 96	Front 28"	B40928	H15/U2*
	Rear 18"	B40918	U1*
1995	Front 22"	B40922	U2*
1994	Driver's Side 22"	B40922	U2*
	Passenger's Side 18"	B40918	U1*
	Rear (w/o Washer Nozzle) 18"	B40918	U1*
1993 - 91	Front 18"	B40918	U1*
	Rear 18"	B40918	U1*
1990 - 84	Front 18"	B40918	U1*
	Rear 18"	B40918	U1*

*Adapter Pre-Installed

- Optional adapter: OE P/No. B43000 (QX, for use with U1)
- Requires separate adapter OE P/No. B43000 (QX).

3. OE adapter replacement P/No. 3 392 390 359.

4. OE P/No. 3 392 390 225 (S8) required.

5. Hood clearance must exceed 1 5/8" (42mm) for installation.

BOSCH

Wiper Blades

Cars, Light Trucks and Vans

Make/Model/Year	Blade Length	Micro Edge Excel	Included Adapter
DODGE (continued)			
Challenger			
1983 - 78 All	17"	B40917	Pin
1974 - 70 All	16"	B40916	U1* ₁ U+
Charger			
1987 - 82 Front	16"	B40916	U1* ₁ U+
Rear	18"	B40918	U1* ₁ U+
1978 - 75 All	18"	B40918	U1* ₁ U+
1974 - 70 All	16"	B40916	U1* ₁ U+
Colt			
1994 - 93 Driver's Side	20"	B40920	U1*
Passenger's Side	19"	B40919	U1*
1992 - 91 Driver's Side	20"	B40920	U1*
Passenger's Side	16"	B40916	U1*
1990 - 89 Driver's Side	19"	B40919	QX/Q7
Passenger's Side	17"	B40917	QX/Q7
1988 - 85 Driver's Side	19"	B40919	QX/Q7
Hatchback Rear	16"	B40916	U1* ₁ U+
Passenger's Side	17"	B40917	QX/Q7
1984 - 78 Front	17"	B40917	Pin
1977 - 71 All	16"	B40916	
Coronet			
1976 - 75 All	18"	B40918	U1* ₁ U+
1974 - 71 All	16"	B40916	U1* ₁ U+
1970 4 Door	16"	B40916	U1* ₁ U+
Dakota			
2001 Driver's Side	21"	B40921	U2*
Passenger's Side	20"	B40920	U1*
2000 - 97 All	20"	B40920	U1*
1996 - 87 All	18"	B40918	U1*
Dart, Demon, Swinger			
1976 - 72 Sport, Demon	16"	B40916	U1* ₁ U+
1971 All	16"	B40916	U1* ₁ U+
Daytona			
1993 - 84 All	18"	B40918	U1*
Diplomat			
1989 - 77 Front	18"	B40918	U1*
1985 - 80 Rear	16"	B40916	U1*
Durango			
2001 Driver's Side	21"	B40921	U2*
Passenger's Side	20"	B40920	U1*
Rear	16"	B40916	U1*
2000 - 98 Front	20"	B40920	U1*
Rear	16"	B40916	
Dynasty			
1993 - 88 All	18"	B40918	U1*
Intrepid			
2001 - 98 Driver's Side	24"	B40924	U2*/H14
Passenger's Side	22"	B40922	U2*
1997 - 95 w/o Washer Nozzle	24"	B40924	U2*/H14
1994 - 93 DS & PS w/24" blade	24"	B40924	U2*/H14
Pass. w/22" blade	22"	B40922	U2*
Lancer			
1989 - 85 All	18"	B40918	U1*
Magnum, Mirada, St. Regis			
1982 - 78 All	18"	B40918	U1*
Monaco, Polara			
1992 - 90 All	20"	B40920	U1*
1978 - 74 All	18"	B40918	U1*
1973 - 70 All	16"	B40916	U1* ₁ U+
Neon			
2001 - 99 Driver's Side	22"	B40922	U2*
Passenger's Side	19"	B40919	U1*
1998 - 95 Driver's Side	21"	B40921	U2*
Passenger's Side	18"	B40918	U1*

Make/Model/Year	Blade Length	Micro Edge Excel	Included Adapter
DODGE (continued)			
Omni			
1990 - 78 Front	16"	B40916	U1* ₁ U+
Rear	18"	B40918	U1* ₁ U+
Raider			
1990 - 87 Front	16"	B40916	U1* ₁ U+
Ram 50, D-50 Pickup			
1993 - 87 All	17"	B40917	Pin
1986 - 79 D-50	16"	B40916	U1* ₁ U+
Ram Pickup (D, W Series)			
2002 All	24"	B40924	U2*/H14
2001 - 94 All	20"	B40920	U1*
1993 - 88 All	18"	B40918	U1*
1987 - 69 D & W	18"	B40918	U1* ₁ U+
Ramcharger			
1993 - 88 All	18"	B40918	U1*
1987 - 83 All	18"	B40918	U1* ₁ U+
Rampage			
1984 - 82 All	16"	B40916	U1* ₁ U+
Shadow			
1994 - 87 All	18"	B40918	U1*
Spirit			
1995 - 89 All	18"	B40918	U1*
Stealth			
1996 - 91 Driver's Side	21"	B40921	U2*
Passenger's Side	20"	B40920	U1*
Rear	21"	B40921	U2* ₁ (QX)
Stratus			
2001 - 95 All	22"	B40922	U2*
Van, Ram Van (A, B Series)			
2001 - 99 All	19"	B40919	U1*
1998 - 95 1995 - fi on	18"	B40918	U1*
1995 - 70 All	16"	B40916	U1*
1969 - 65 All	16"	B40916	U1* ₁ U+
Viper, Viper GTS			
2001 - 93 All	16"	B40916	U1*
EAGLE			
Medallion			
1989 - 88 Front	20"	B40920	U1*
Rear	18"	B40918	- 3
Premier			
1992 - 88 All	20"	B40920	U1*
Summit			
1996 - 92 Sedan - Driver's Side	20"	B40920	U1*
Sedan - Passenger Side	16"	B40916	U1*
Wagon - Driver's Side	22"	B40922	U2*
Wagon - Passenger's Side	18"	B40918	U1*
Wagon - Rear	16"	B40916	U1*
1991 Driver's Side	20"	B40920	U1*
Passenger's Side	16"	B40916	U1*
1990 - 89 Driver's Side	17"	B40917	QX/Q7
Passenger's Side	17"	B40917	QX/Q7
Talon			
1998 - 95 Driver's Side	24"	B40924	U2*/H14
Passenger's Side	22"	B40922	U2*
Rear	19"	B40919	U1*
1994 - 92 All	20"	B40920	U1*
1991 - 90 Front & Rear	19"	B40919	QX/Q7
Vision			
1997 - 95 w/o Washer Nozzle	24"	B40924	U2*/H14
1994 - 93 DS & PS w/24" blade	24"	B40924	U2*/H14
Pass. w/22" blade	22"	B40922	U2*

*Adapter Pre-Installed

- Optional adapter: OE P/No. B43000 (QX, for use with U1)
- Requires separate adapter OE P/No. B43000 (QX).

3. OE adapter replacement P/No. 3 392 390 359.

4. OE P/No. 3 392 390 225 (S8) required.

5. Hood clearance must exceed 1 5/8" (42mm) for installation.

BOSCH

Wiper Blades

Cars, Light Trucks and Vans

Make/Model/Year	Blade Length	Micro Edge Excel	Included Adapter
FERRARI			
328 GTB, GTS			
1989 - 86 All	18"	B40918	U1*
F355, F512M			
1996 All	20"	B40920	U1*
Mondial, 348			
1996 - 86 All	20"	B40920	U1*
Testarossa			
1994 - 85 All	20"	B40920	U1*
FIAT			
Strada			
1982 - 81 Front	16"	B40916	U1* ₁ U+
FORD			
Aerostar			
1997 - 95 Front	22"	B40922	U2*
1994 - 86 Front	22"	B40922	U2*
Rear	16"	B40916	U1*
Aspire			
1997 - 94 Driver's Side	20"	B40920	U1*
Passenger's Side	16"	B40916	U1*
Bronco, Bronco II			
1996 - 91 Front	18"	B40918	U1*
1990 - 87 Front	18"	B40918	U1*
1986 - 80 Front	18"	B40918	U1*
Cobra			
1971 - 70 All	16"	B40916	U1*
Contour			
2000 - 95 Driver's Side	22"	B40922	U2*
Passenger's Side	19"	B40919	U1*
Crown Victoria, Country Squire, LTD, Custom, Galaxie			
2001 - 92 All	22"	B40922	U2*
1986 - 71 Rear	16"	B40916	U1*
Econoline Van			
2001 - 98 All	20"	B40920	U1*
1997 - 92 All	22"	B40922	U2*
1991 - 81 All	18"	B40918	U1*
1981 - 76 All	19"	B40919	U1*
1975 - 70 All	18"	B40918	U1* ₁ U+
Escape			
2001 Front	19"	B40919	U1*
Escort			
2000 - 91 Driver's Side	20"	B40920	U1*
Passenger's Side	18"	B40918	U1*
1990 Front	18"	B40918	U1*
Hatchback - Rear	18"	B40918	U1*
1989 - 86 Front	18"	B40918	U1*
Hatchback - Rear	18"	B40918	U1*
Wagon - Rear	16"	B40916	U1*
1985 - 81 Front	18"	B40918	U1*
Hatchback - Rear	18"	B40918	U1*
Excursion			
2001 - 00 Front	20"	B40920	U1*
Rear	16"	B40916	U1*
EXP			
1988 - 82 All	18"	B40918	U1*
Expedition			
2001 - 99 Front	20"	B40920	U1*
Rear	16"	B40916	U1*
1998 - 97 Front	22"	B40922	U2*
Rear	16"	B40916	U1*
Explorer			
2002 Front	22"	B40922	U2*
Rear	16"	B40916	U1*
2001 - 98 Front	18"	B40918	U1*
1997 - 91 Front	18"	B40918	U1*

Make/Model/Year	Blade Length	Micro Edge Excel	Included Adapter
FORD (continued)			
Explorer Sport Trac			
2002 Front	18"	B40918	U1*
Fairmont			
1983 - 78 All	16"	B40916	U1*
Falcon			
1970 - 66 All	16"	B40916	U1* ₁ U+
Festiva			
1993 - 89 All	18"	B40918	U1*
1988 - 87 Front	17"	B40917	Pin
Focus			
2001 - 00 Driver's Side	22"	B40922	U2*
Passenger's Side	19"	B40919	U1*
Granada			
1982 - 75 All	16"	B40916	U1*
LTD II, Torino, Elite			
1977 - 70 All	16"	B40916	U1*
Maverick			
1977 - 70 All	16"	B40916	U1* ₁ U+
Mustang			
2001 - 94 Front	20"	B40920	U1*
1993 - 79 Front	16"	B40916	U1*
1982 - 79 Rear	18"	B40918	U1*
1978 - 71 All	22"	B40922	U1* ₁ U+
1970 All	16"	B40916	U1* ₁ U+
Pickup (F Series)			
2001 - 94 All	20"	B40920	U1*
1998 Late All	20"	B40920	U1*
1998 Early All	22"	B40922	U2*
1997 All	22"	B40922	U2*
1996 - 80 All	18"	B40918	U1*
Pinto			
1980 - 71 All	16"	B40916	U1* ₁ U+
Probe			
1997 - 93 Front	20"	B40920	U1*
Rear	20"	B40920	U1*
1992 - 89 Driver's Side	19"	B40919	QX/Q7
Passenger's Side	17"	B40917	QX/Q7
Rear	20"	B40920	U1*
Ranchero			
1979 - 70 All	16"	B40916	U1*
Ranger			
2001 - 83 All	18"	B40918	U1*
Taurus			
2001 - 96 Driver's Side	24"	B40924	U2*/H14
Passenger's Side	20"	B40920	U1*
Rear	18"	B40918	U1*
1995 - 92 Front	20"	B40920	U1*
1991 - 86 Front	20"	B40920	U2
Tempo			
1994 - 86 All	20"	B40920	U1*
1985 All	19"	B40919	U1*
1984 All	18"	B40918	U1*
Thunderbird			
2002 Driver's Side	24"	B40924	U2*/H14*
Passenger's Side	22"	B40922	U2*
1997 - 89 All	22"	B40922	U2*
1988 - 83 All	18"	B40918	U1*
1982 - 77 All	16"	B40916	U1*
1976 - 72 All	18"	B40918	U1*
1971 - 70 All	16"	B40916	U1*
Windstar			
2001 - 96 Driver's Side	24"	B40924	U2*/H12
Passenger's Side	20"	B40920	U1*
1995 Driver's Side	24"	B40924	U2*/H12
Passenger's Side	20"	B40920	U1*

*Adapter Pre-Installed

- Optional adapter: OE P/No. B43000 (QX, for use with U1)
- Requires separate adapter OE P/No. B43000 (QX).

3. OE adapter replacement P/No. 3 392 390 359.

4. OE P/No. 3 392 390 225 (S8) required.

5. Hood clearance must exceed 1 5/8" (42mm) for installation.

BOSCH

Wiper Blades

Cars, Light Trucks and Vans

Make/Model/Year	Blade Length	Micro Edge Excel	Included Adapter
FORD (continued)			
ZX2			
2001 - 00	Driver's Side 20"	B40920	U1*
	Passenger's Side 18"	B40918	U1*
Pickup (F Series)			
1998 Early All	22"	B40922	U2*
GEO			
Metro			
1997 - 95	Driver's Side 20"	B40920	U1*
	Passenger's Side 19"	B40919	U1*
1994 - 89	Driver's Side 20"	B40920	U1*
	Passenger's Side 18"	B40918	U1*
Prizm			
1997 - 93	Driver's Side 20"	B40920	U1*
	Passenger's Side 18"	B40918	U1*
1992 - 89	Driver's Side 19"	B40919	QX/Q7
	Passenger's Side 17"	B40917	QX/Q7
Spectrum			
1989	All 18"	B40918	U1*, U+
Storm			
1993 - 90	Front 22"	B40922	U2*
	GSI Rear 20"	B40920	U1*
Tracker			
1997 - 96	Front 17"	B40917	U1*
1995 - 91	All 17"	B40917	U1*
1990 - 89	All 17"	B40917	QX/Q7
GMC TRUCKS			
Caballero, Sprint			
1988 - 78	All 18"	B40918	U1*
1977 - 70	All 16"	B40916	U1*, U+
Envoy			
2002	Front 22"	B40922	U2*
	Rear 16"	B40916	U1*
2000 - 98	Front 20"	B40920	U1*
Jimmy (C, K Series)			
1991 - 85	All 16"	B40916	U1*
1984 - 73	All 16"	B40916	U1*, U+
Jimmy (S15)			
2001 - 95	Front 20"	B40920	U1*
1994 - 92	All 18"	B40918	U1*
1991 - 82	All 16"	B40916	U1*
Pickup, Sierra (C, K)			
2001 - 99	All exc. Sierra Classic 22"	B40922	U2*
1998 - 91	All 18"	B40918	U1*
1990	All (exc. C ₁ K3500) 18"	B40918	U1*
	C ₁ K3500 16"	B40916	U1*
1989 - 88	All 18"	B40918	U1*
1987 - 85	All 16"	B40916	U1*
1984 - 73	All 16"	B40916	U1*, U+
Pickup, Sonoma (S15)			
2001 - 95	All 20"	B40920	U1*
1994 - 82	All 16"	B40916	U1*
Safari			
2001 - 93	Front 18"	B40918	U1*
1992 - 85	All 18"	B40918	U1*
Sierra Classic			
2000 - 99	All 18"	B40918	U1*
Sierra HD			
2001	All 22"	B40922	U2*
Suburban			
1999 - 95	Front 18"	B40918	U1*
1994 - 92	All 18"	B40918	U1*
1991 - 85	All 16"	B40916	U1*
1984 - 73	All 16"	B40916	U1*, U+

Make/Model/Year	Blade Length	Micro Edge Excel	Included Adapter
GMC TRUCKS (continued)			
Van, Savana (G)			
2001 - 96	All 22"	B40922	U2*
1995 - 93	All 18"	B40918	U1*
1992 - 83	All 16"	B40916	U1*
1983 - 64	All 16"	B40916	U1*, U+
Yukon, Yukon XL, Yukon XL Denali			
2001 - 00	Front 22"	B40922	U2*
	Rear 16"	B40916	U1*
1999 - 95	Front 18"	B40918	U1*
1994 - 92	All 18"	B40918	U1*
Yukon Denali			
2001	Front 22"	B40922	U2*
	Rear 16"	B40916	U1*
2000 - 99	Front 18"	B40918	U1*
HONDA			
Accord			
2001 - 98	Driver's Side 24"	B40924	U2*/H14
	Passenger's Side 19"	B40919	U1*
1997 - 94	Driver's Side 24"	B40924	U2*/H14
	Passenger's Side 20"	B40920	U1*
1993 - 90	Driver's Side 24"	B40924	U2*/H14
	Passenger's Side 19"	B40919	U1*
1989 - 86	Front 19"	B40919	U1*
	Rear 19"	B40919	U1*
1985 - 82	Front 19"	B40919	QX/Q7
	Rear 19"	B40919	QX/Q7
1981 - 76	Front 17"	B40917	Pin
	Rear 16"	B40916	U1*, U+
Civic, CRX			
2001	Driver's Side 21"	B40921	U2*
	Passenger's Side 19"	B40919	U1*
2000 - 96	Driver's Side 20"	B40920	U1*
	Passenger's Side 18"	B40918	U1*
1995 - 92	Driver's Side 22"	B40922	U2*
	Passenger's Side 18"	B40918	U1*
1991 - 88	Civic Driver's Side 20"	B40920	U1*
	Civic Passenger's Side 19"	B40919	U1*
	Civic Rear 16"	B40916	U1*, U+
	CRX Front 20"	B40920	U1*
	CRX Rear 18"	B40918	U1*
1987 - 86	Civic, CRX Rear 16"	B40916	U1*, U+
	Front 18"	B40918	U1*
	Wagon Rear 16"	B40916	U1*, U+
1985 - 84	Front 18"	B40918	U1*
	Rear 16"	B40916	U1*, U+
1983 - 80	Front 16"	B40916	U1*, U+
Civic del Sol			
1998 - 93	Driver's Side 22"	B40922	U2*
	Passenger's Side 19"	B40919	U1*
CR-V			
2001 - 97	Driver's Side 20"	B40920	U1*
	Passenger's Side 19"	B40919	U1*
EV			
1999	Driver's Side 22"	B40922	U2*
	Passenger's Side 19"	B40919	U1*
Insight			
2001 - 00	Driver's Side 22"	B40922	U2*
	Passenger's Side 19"	B40919	U1*
	Rear 16"	B40916	U1*
Odyssey			
2001 - 99	Driver's Side 24"	B40924	U2*/H14
	Passenger's Side 21"	B40921	U2*
	Rear 17"	B40917	U1*
1998 - 95	Front 24"	B40924	U2*/H14
Passport			
2001 - 99	Front 19"	B40919	U1*
1998 - 94	Front 18"	B40918	U1*

*Adapter Pre-Installed

- Optional adapter: OE P/No. B43000 (QX, for use with U1)
- Requires separate adapter OE P/No. B43000 (QX).

3. OE adapter replacement P/No. 3 392 390 359.

4. OE P/No. 3 392 390 225 (S8) required.

5. Hood clearance must exceed 1 5/8" (42mm) for installation.

BOSCH

Wiper Blades

Cars, Light Trucks and Vans

Make/Model/Year	Blade Length	Micro Edge Excel	Included Adapter
HONDA (continued)			
Prelude			
2001 - 97	Driver's Side 21"	B40921	U2*
	Passenger's Side 19"	B40919	U1*
1996 - 92	Driver's Side 22"	B40922	U2*
	Passenger's Side 19"	B40919	U1*
1991 - 88	Driver's Side 20"	B40920	U1*
	Passenger's Side 19"	B40919	U1*
1987 - 85	All 19"	B40919	QX/Q7
1995 - 82	All 17"	B40917	QX/Q7
1981 - 79	All 17"	B40917	Pin
S2000			
2001 - 99	Driver's Side 16"	B40916	U1*
	Passenger's Side 20"	B40920	U1*
HYUNDAI			
Accent			
2001 - 95	Driver's Side 20"	B40920	U1*
	Passenger's Side 18"	B40918	U1*
Elantra			
2001	Driver's Side 20"	B40920	U1*
	Passenger's Side 18"	B40918	U1*
	Rear 20"	B40920	U1*
2000 - 96	Driver's Side 20"	B40920	U1*
	Passenger's Side 18"	B40918	U1*
1995 - 92	Driver's Side 20"	B40920	U1*
	Passenger's Side 19"	B40919	U1*
Excel			
1994 - 90	Front 18"	B40918	U1*
	Rear 16"	B40916	U1*
1989 - 87	Front & Rear 16"	B40916	U1*
1986	Front 17"	B40917	Pin
	Rear 17"	B40917	Pin
Santa Fe			
2001	Driver's Side 22"	B40922	U2*
	Passenger's Side 20"	B40920	U1*
Scoupe			
1995 - 91	Driver's Side 19"	B40919	U1*
	Passenger's Side 18"	B40918	U1*
Sonata			
2001 - 99	Driver's Side 22"	B40922	U2*
	Passenger's Side 20"	B40920	U1*
1998 - 95	All 20"	B40920	U1*
1994 - 89	Driver's Side 20"	B40920	U1*
	Passenger's Side 18"	B40918	U1*
Tiburon			
2001 - 97	Driver's Side 22"	B40922	U2*
	Passenger's Side 18"	B40918	U1*
XG300			
2001	Driver's Side 22"	B40922	U2*
	Passenger's Side 20"	B40920	U1*
INFINITI			
G20			
2001 - 99	Driver's Side 21"	B40921	U2*
	Passenger's Side 19"	B40919	U1*
1996 - 91	Driver's Side 21"	B40921	U2*
	Passenger's Side 19"	B40919	U1*
I30			
2001 - 00	Passenger's Side 17"	B40917	U1*
1999 - 95	Driver's Side 22"	B40922	U2*
	Passenger's Side 21"	B40921	U2*
J30			
1998 - 93	Driver's Side 21"	B40921	U2* ₁ (QX)
	Passenger's Side 19"	B40919	QX/Q7
M30			
1992 - 90	Driver's Side 21"	B40921	U2*
	Passenger's Side 19"	B40919	U1*

Make/Model/Year	Blade Length	Micro Edge Excel	Included Adapter
INFINITI (continued)			
Q45			
2002	Passenger's Side 18"	B40918	U1*
2001 - 97	Driver's Side 22"	B40922	U2*
	Passenger's Side 20"	B40920	U1*
1996 - 90	All 21"	B40921	U2*
QX4			
2001 - 97	Driver's Side 22"	B40922	U2*
	Passenger's Side 21"	B40921	U2*
ISUZU			
Amigo			
2000 - 98	Front 19"	B40919	U1*
1994 - 89	All 18"	B40918	U1*
Axiom			
2002	Driver's Side 20"	B40920	U1*
	Passenger's Side 19"	B40919	U1*
Hombre			
2000 - 96	All 20"	B40920	U1*
I-Mark			
1989 - 86	Front 18"	B40918	U1* ₁ U+
1985 - 82	All 18"	B40918	U1* ₁ U+
Impulse			
1992 - 90	Front 22"	B40922	U2*
	Rear 20"	B40920	U1*
1989 - 83	All 22"	B40922	U2* ₁ (QX)
Oasis			
1999 - 96	Front 24"	B40924	U2*/H14
Pickup			
1995 - 89	All 18"	B40918	U1*
1988 - 82	All 18"	B40918	U1* ₁ U+
Rodeo			
2001 - 99	Front 19"	B40919	U1*
1998 - 91	Front 18"	B40918	U1*
Stylus			
1993 - 91	Driver's Side 22"	B40922	U2*
	Passenger's Side 20"	B40920	U1*
Trooper			
2001 - 92	Front 20"	B40920	U1*
1991 - 89	Front 16"	B40916	U1*
	Rear 16"	B40916	U1* ₁ U+
1988 - 84	Front 17"	B40917	U1* ₁ U+
	Rear 16"	B40916	U1* ₁ U+
Vehicross			
2001 - 99	Driver's Side 24"	B40924	U2*/H14
	Passenger's Side 17"	B40917	U1*
JAGUAR			
S-Type			
2001 - 00	All 22"	B40922	U2*
XJ6			
1997 - 93	All 21"	B40921	U2*
1992 - 88	All 20"	B40920	S9
XJ12			
1996 - 94	All 21"	B40921	U2*
XJR, XJ8, XJR8			
2001 - 96	All 21"	B40921	U2*
XK8, XKR			
2001 - 97	Front 21"	B40921	U2*
JEEP			
Cherokee, Wagoneer, Comanche			
2001 - 84	Front 18"	B40918	U1*
1983 - 78	Front 16"	B40916	U1*
1977 - 74	All 16"	B40916	U1* ₁ U+

*Adapter Pre-Installed

- Optional adapter: OE P/No. B43000 (QX, for use with U1)
- Requires separate adapter OE P/No. B43000 (QX).

3. OE adapter replacement P/No. 3 392 390 359.

4. OE P/No. 3 392 390 225 (S8) required.

5. Hood clearance must exceed 1 5/8" (42mm) for installation.

BOSCH

Wiper Blades

Cars, Light Trucks and Vans

Make/Model/Year	Blade Length	Micro Edge Excel	Included Adapter
JEEP (continued)			
Grand Cherokee, Grand Wagoneer, J Series Pickup			
2001 - 99 Front	21"	B40921	U2*
1998 - 94 Front	20"	B40920	U1*
1993 Front	20"	B40920	U1*
1992 - 91 Front	16"	B40916	U1*
1990 - 84 Front	16"	B40916	U1*
1977 - 74 All	16"	B40916	U1*, U+
Liberty			
2002 Front	19"	B40919	U1*
Wrangler			
2001 - 97 Rear	18"	B40918	U1*
KIA			
Minivan			
1999 - 98 Front	24"	B40924	U2*/H14
Rear	18"	B40918	U1*
Optima			
2001 Driver's Side	22"	B40922	U2*
Passenger's Side	20"	B40920	U1*
Rio			
2001 Driver's Side	21"	B40921	U2*
Passenger's Side	18"	B40918	U1*
Sephia			
2001 - 94 Driver's Side	21"	B40921	U2*
Passenger's Side	19"	B40919	U1*
Spectra			
2001 - 00 Driver's Side	21"	B40921	U2*
Passenger's Side	19"	B40919	U1*
Rear	19"	B40919	U1*
Sportage			
2001 - 95 Front	20"	B40920	U1*
Rear	16"	B40916	U1*
LAFORZA			
All Models			
1990 - 89 Front	22"	B40922	U2*
LANCIA			
Beta			
1980 - 75 All	18"	B40918	U1*
Zagato			
1980 - 75 All	17"	B40917	Pin
LAND ROVER			
Discovery			
1998 - 94 Front	18"	B40918	U1*
Range Rover			
2001 - 96 Front - exc. Classic	22"	B40922	U2*
Rear - exc. Classic	19"	B40919	U1*
1995 Front - Classic	19"	B40919 ⁴	
Front - exc. Classic	22"	B40922	U1*
Rear - exc. Classic	19"	B40919	U1*
1994 - 90 Front - Classic	18"	B40918 ⁴	
1989 - 78 All	17"	B40917	Pin
LEXUS			
ES250			
1991 - 90 Driver's Side	21"	B40921	U2*, U(QX)
Passenger's Side	19"	B40919	QX/Q7
ES300			
2001 - 97 Driver's Side	22"	B40922	U2*
Passenger's Side	18"	B40918	U1*
1996 - 92 Driver's Side	21"	B40921	U2*
Passenger's Side	19"	B40919	U1*

Make/Model/Year	Blade Length	Micro Edge Excel	Included Adapter
LEXUS (continued)			
GS300, GS400, GS430			
2001 - 98 Driver's Side	22"	B40924	U2*/H14
Passenger's Side	20"	B40920	U1*
1997 - 93 Driver's Side	21"	B40921	U2*
Passenger's Side	19"	B40919	U1*
IS300			
2001 Driver's Side	22"	B40922	U2*
Passenger's Side	20"	B40920	U1*
LS400			
2000 - 90 Driver's Side	22"	B40922	U2*
Passenger's Side	16"	B40916	U1*
LS430			
2001 Driver's Side	24"	B40924	U2*/H14
Passenger's Side	16"	B40916	U1*
LX450			
1998 - 97 Front	18"	B40918	U1*
Rear	16"	B40916	U1*
LX470			
2001 - 00 Driver's Side	24"	B40924	U2*/H14
Passenger's Side	22"	B40922	U2*
Rear	16"	B40916	U1*
1999 - 98 Front	20"	B40920	U1*
Rear	16"	B40916	U1*
RX300			
2001 - 99 Driver's Side	24"	B40924	U2*/H14
Passenger's Side	21"	B40921	U2*
Rear	16"	B40916	U1*
SC300, SC400			
2000 - 92 Driver's Side	21"	B40921	U2*
Passenger's Side	20"	B40920	U1*
LINCOLN			
Blackwood			
2002 Front	20"	B40920	U1*
Rear	16"	B40916	U1*
Continental			
2001 - 99 Driver's Side	24"	B40924	U2*/H12
Passenger's Side	20"	B40920	U1*
1998 - 92 All	20"	B40920	U1*
1991 All	20"	B40920	U1*/U2
1990 - 88 All	20"	B40920	U2*
1981 - 70 All	18"	B40918	U1*
LS			
2001 - 00 Driver's Side	24"	B40924	U2*/H14
Passenger's Side	19"	B40919	U1*
Mark III, IV, V, VI, VII, VIII			
1998 - 93 All	22"	B40922	U2*
1992 - 72 All	18"	B40918	U1*
1971 - 70 All	16"	B40916	U1*
Navigator			
2001 - 99 Front	20"	B40920	U1*
Rear	16"	B40916	U1*
1998 Front	22"	B40922	U2*
Rear	16"	B40916	U1*
Town Car			
2001 - 90 All	22"	B40922	U2*
1989 - 81 All	18"	B40918	U1*
Versailles			
1980 - 77 All	16"	B40916	U1*

*Adapter Pre-Installed

- Optional adapter: OE P/No. B43000 (QX, for use with U1)
- Requires separate adapter OE P/No. B43000 (QX).

3. OE adapter replacement P/No. 3 392 390 359.

4. OE P/No. 3 392 390 225 (S8) required.

5. Hood clearance must exceed 1 5/8" (42mm) for installation.

BOSCH

Wiper Blades

Cars, Light Trucks and Vans

Make/Model/Year	Blade Length	Micro Edge Excel	Included Adapter
MASERATI			
Biturbo, 228, Spyder, Shamai			
1991 - 85 All	20"	B40920	U1*
Quattroporte			
1986 - 85 All	18"	B40918	U1*
MAZDA			
323			
1994 - 90 Driver's Side	20"	B40920	U1*
1994 - 90 Passenger's Side	18"	B40918	U1*
1989 - 86 Front	18"	B40918	U1*
1989 - 86 Rear	18"	B40918	U1*
626			
2001 - 98 Driver's Side	20"	B40920	U1*
2001 - 98 Passenger's Side	19"	B40919	U1*
1997 - 93 Driver's Side	21"	B40921	U2*
1997 - 93 Passenger's Side	20"	B40920	U1*
1992 - 88 Front	19"	B40919	U1*
1992 - 88 Rear	22"	B40922	U2*
1987 - 86 Front	18"	B40918	U1*
1985 - 79 All	17"	B40917	Pin
929, Serenia (Canadian)			
1995 - 92 Driver's Side	21"	B40921	U2*
1995 - 92 Passenger's Side	20"	B40920	U1*
1991 - 88 Driver's Side	20"	B40920	U1*
1991 - 88 Passenger's Side	19"	B40919	U1*
GLC			
1985 - 81 FWD-Front	17"	B40917	Pin
Miata (MX5)			
2001 - 90 All	18"	B40918	U1*
Millenia			
2001 - 95 Driver's Side	21"	B40921	U2*
2001 - 95 Passenger's Side	20"	B40920	U1*
MVP			
2001 - 00 Front	24"	B40924	U2*/H14*
2001 - 00 Rear	16"	B40916	U1*
1999 - 89 Driver's Side	22"	B40922	U2*
1999 - 89 Passenger's Side	20"	B40920	U1*
1999 - 89 Rear	16"	B40916	U1*
MX3, Precidia (Canadian)			
1996 - 92 Driver's Side	21"	B40921	U2*
1996 - 92 Passenger's Side	18"	B40918	U1*
1996 - 92 Rear	21"	B40921	U2*
MX6, Cronos (Canadian)			
1997 - 93 Front	20"	B40920	U1*
1992 - 88 Front	19"	B40919	U1*
Navajo			
1994 - 91 Front	18"	B40918	U1*
Pickup			
2001 - 87 All	18"	B40918	U1*
1986 - 85 All	17"	B40917	Pin
Protege			
2001 - 99 Driver's Side	21"	B40921	U2*
2001 - 99 Passenger's Side	19"	B40919	U1*
1998 - 90 Driver's Side	21"	B40921	U2*
1998 - 90 Passenger's Side	18"	B40918	U1*
Protege Sport Wagon			
2001 Driver's Side	21"	B40921	U2*
2001 Passenger's Side	19"	B40919	U1*
Premacy			
2001 Driver's Side	24"	B40924	U2*/H14
2001 Passenger's Side	16"	B40916	U1*
RX4, Cosmo			
1978 - 74 All	17"	B40917	

Make/Model/Year	Blade Length	Micro Edge Excel	Included Adapter
MAZDA (continued)			
RX7			
1996 - 93 Front	20"	B40920	U1*
1996 - 93 Rear	18"	B40918	U1*
1991 - 86 Front	20"	B40920	U1*
1991 - 86 Rear	22"	B40922	U2*
1985 - 79 Front	17"	B40917	Pin
1985 - 79 Rear	17"	B40917	Pin
Tribute			
2001 Front	19"	B40919	U1*
MERCEDES-BENZ			
190			
1985 - 84 All	20"	B40920	U1*
220			
1973 - 68 All	16"	B40916	U1*
230			
1978 - 77 All	20"	B40920	U1*
1976 - 74 All	16"	B40916	U1*
1970 - 68 All	16"	B40916	U1*
240D			
1983 - 77 All	20"	B40920	U1*
1976 - 74 All	16"	B40916	U1*
250			
1972 - 68 All	16"	B40916	U1*
260E			
1989 - 88 All	24"	B40924	U2*/H14
1987 All	24"	B40924	U2*/H14
280, E, C, CE			
1981 - 77 All	20"	B40920	U1*
1976 - 73 All	16"	B40916	U1*
280S, SE, SEL			
1980 - 75 Driver's Side	19"	B40919	U1*
1980 - 75 Passenger's Side	18"	B40918	U1*
1973 - 68 All	16"	B40916	U1*
300E, D, CE, CD, TD, TE			
1993 - 88 Front	24"	B40924	U2*/H14
1993 - 88 Rear	18"	B40918	U1*
1987 - 86 Front	24"	B40924	U2*/H14
1985 - 77 Front	20"	B40920	U1*
1985 - 77 Rear	16"	B40916	U1*
1976 - 75 Front	16"	B40916	U1*
300SD, SDL, SE, SEL			
1980 - 78 Driver's Side	19"	B40919	U1*
1980 - 78 Passenger's Side	18"	B40918	U1*
1973 - 68 All	16"	B40916	U1*
380 SL, SLC			
1985 - 81 All	19"	B40919	U1*
400E			
1993 - 91 All	24"	B40924	U2*/H14
450SE, SEL			
1980 - 73 Driver's Side	19"	B40919	U1*
1980 - 73 Passenger's Side	18"	B40918	U1*
450 SL, SLC			
1980 - 76 All	19"	B40919	U1*
1975 - 72 All	18"	B40918	U1*
500E			
1993 - 92 All	24"	B40924	U2*/H14
560SL			
1989 - 86 All	18"	B40918	U1*
C220, 230, 280			
2000 - 94 All	24"	B40924	U2*/H14
CLK			
2001 - 98 All	24"	B40924	U2*/H14
E300, 320, 420, 430, 500			
2001 - 96 Rear	16"	B40916	U1*
1995 - 94 Front	24"	B40924	U2*/H14
1995 - 94 Rear	18"	B40918	U1*

*Adapter Pre-Installed

- Optional adapter: OE P/No. B43000 (QX, for use with U1)
- Requires separate adapter OE P/No. B43000 (QX).

3. OE adapter replacement P/No. 3 392 390 359.

4. OE P/No. 3 392 390 225 (S8) required.

5. Hood clearance must exceed 1 5/8" (42mm) for installation.

BOSCH

Wiper Blades

Cars, Light Trucks and Vans

Make/Model/Year	Blade Length	Micro Edge Excel	Included Adapter
MERCEDES-BENZ (continued)			
ML320, 430			
2001 - 89	Front 22"	B40922	U2*
	Rear 17"	B40917	U1*
SLK			
2001 - 98	All 22"	B40922	U2*
MERCURY			
Bobcat			
1980 - 78	All 16"	B40916	U1*
1977 - 75	All 16"	B40916	U1* ₁ U+
Capri			
1994 - 91	Driver's Side 20"	B40920	U1*
	Passenger's Side 18"	B40918	U1*
1986 - 83	Front 16"	B40916	U1*
1982 - 79	Front 16"	B40916	U1*
	Rear 18"	B40918	U1*
1974 - 71	All 16"	B40916	U1*
Comet			
1977 - 70	All 16"	B40916	U1* ₁ U+
Cougar, XR7			
2001 - 99	Driver's Side 22"	B40922	U2*
	Passenger's Side 20"	B40920	U1*
	Rear 22"	B40922	U2*
1997 - 89	All 22"	B40922	U2*
1988 - 83	All 18"	B40918	U1*
1982 - 74	All 16"	B40916	U1*
1973 - 71	All 18"	B40918	U1*
1970	All 16"	B40916	U1* ₁ U+
LN7			
1984 - 82	All 18"	B40918	U1*
1983	Rear 18"	B40918	U1*
Lynx			
1987 - 81	Front & Rear 18"	B40918	U1*
Marquis, Grand Marquis			
2001 - 94	All 22"	B40922	U2*
1993 - 92	Exc. Station Wagon 22"	B40922	U2*
Monarch			
1980 - 75	All 16"	B40916	U1*
Montego, Cyclone			
1976 - 70	All 16"	B40916	U1*
Monterey			
1974 - 71	All 18"	B40918	U1*
Mountaineer			
2002	Front 22"	B40922	U2*
	Rear 16"	B40916	U1*
2000 - 97	Front 18"	B40918	U1*
Mystique			
2000 - 95	Driver's Side 22"	B40922	U2*
	Passenger's Side 19"	B40919	U1*
Sable			
2001 - 96	Driver's Side 24"	B40924	U2*/H14
	Passenger's Side 20"	B40920	U1*
	Rear 18"	B40918	U1*
1995 - 92	Front 20"	B40920	U1*
1991 - 86	Front 20"	B40920	U2*
Topaz			
1995 - 86	All 20"	B40920	U1*
1985	All 19"	B40919	U1*
1984	All 18"	B40918	U1*
Tracer			
1999 - 94	Driver's Side 20"	B40920	U1*
	Passenger's Side 18"	B40918	U1*
1993 - 91	Passenger's Side 18"	B40918	U1*
1989 - 87	Front 18"	B40918	U1*
Villager			
2001 - 93	Front 22"	B40922	U2*
Zephyr			
1983 - 78	Front & Rear 16"	B40916	U1*

*Adapter Pre-Installed

- Optional adapter: OE P/No. B43000 (QX, for use with U1)
- Requires separate adapter OE P/No. B43000 (QX).

Make/Model/Year	Blade Length	Micro Edge Excel	Included Adapter
MERKUR			
Scorpio, XR4Ti			
1989 - 85	Front & Rear 20"	B40920	U2*/H14
MITSUBISHI			
3000			
1999 - 91	Driver's Side 21"	B40921	U2*
	Passenger's Side 20"	B40920	U1*
	Rear 22"	B40922	U2* ₁ U+
Diamante			
2001 - 97	Driver's Side 22"	B40922	U2*
	Passenger's Side 20"	B40920	U1*
1995 - 92	Driver's Side 20"	B40920	U1*
	Passenger's Side 19"	B40919	U1*
	Rear 16"	B40916	U1*
Eclipse, Eclipse Spyder			
2001	Driver's Side 24"	B40924	U2*/H14
	Passenger's Side 21"	B40921	U2*
Eclipse			
2000	Driver's Side 24"	B40924	U2*/H14
	Passenger's Side 21"	B40921	U2*
	Rear 22"	B40922	U2*
1999 - 95	Driver's Side 24"	B40924	U2*/H14
	Passenger's Side 22"	B40922	U1*
	Rear 19"	B40919	U2*
1994 - 92	Front 20"	B40920	U1*
	Rear 20"	B40920	U1*
1991 - 90	Front 19"	B40919	QX/Q7
	Rear 19"	B40919	QX/Q7
Expo, Expo LRV			
1995 - 92	Driver's Side 22"	B40922	U2*
	Passenger's Side 18"	B40918	U1*
	Rear 16"	B40916	U1*
Galant			
2001 - 99	Driver's Side 24"	B40924	U2*/H14
	Passenger's Side 18"	B40918	U1*
1998 - 94	Driver's Side 21"	B40921	U2*
	Passenger's Side 19"	B40919	U1*
1993 - 90	Driver's Side 19"	B40919	U1*
	Passenger's Side 18"	B40918	U1*
1989	Driver's Side 19"	B40919	QX/Q7
	Passenger's Side 17"	B40917	QX/Q7
1988 - 85	All 17"	B40917	QX/Q7
Galant Sigma			
1990 - 88	Front 17"	B40917	QX/Q7
Mirage			
2001 - 97	Driver's Side 21"	B40921	U2*
	Passenger's Side 19"	B40919	U1*
1996 - 93	Driver's Side 20"	B40920	U1*
	Passenger's Side 19"	B40919	U1*
1992 - 91	Driver's Side 20"	B40920	U1*
	Passenger's Side 17"	B40917	U1*
1990 - 89	Driver's Side 19"	B40919	QX/Q7
	Passenger's Side 17"	B40917	QX/Q7
1988 - 85	Driver's Side 19"	B40919	QX/Q7
	Passenger's Side 17"	B40917	QX/Q7
	Rear 16"	B40916	U1* ₁ U+
Montero			
2001	Front 20"	B40920	U1*
	Rear 16"	B40916	U1*
2000 - 92	Front 19"	B40919	U1*
1991 - 84	Front 16"	B40916	U1* ₁ U+
Montero Sport			
2001 - 97	Front 20"	B40920	U1*
	Rear 17"	B40917	U1*
Pickup			
1995 - 87	All 17"	B40917	Pin
1986 - 83	All 16"	B40916	U1* ₁ U+

3. OE adapter replacement P/No. 3 392 390 359.

4. OE P/No. 3 392 390 225 (S8) required.

5. Hood clearance must exceed 1 5/8" (42mm) for installation.

BOSCH

Wiper Blades

Cars, Light Trucks and Vans

Make/Model/Year	Blade Length	Micro Edge Excel	Included Adapter
MITSUBISHI (continued)			
Precis			
1992 - 88	Front 18"	B40918	U1*
	Rear 16"	B40916	U1*
1987	Front 17"	B40917	Pin
	Rear 17"	B40917	Pin
Tredia			
1987 - 83	All 17"	B40917	Pin
Van			
1990 - 87	Front 17"	B40917	Pin
NISSAN			
200SX			
1998 - 95	Driver's Side 21"	B40921	U2*
	Passenger's Side 19"	B40919	U1*
1988 - 84	Front 21"	B40921	U2*
	Rear 18"	B40918	U1*
1983 - 80	Rear 18"	B40918	U1*, U+
1979 - 77	Front 17"	B40917	Pin
	Rear 18"	B40918	U1*, U+
210, B210			
1982 - 78	Front & Rear 16"	B40916	U1*, U+
1977 - 73	All 16"	B40916	U1*, U+
240SX			
1998 - 95	Driver's Side 21"	B40921	U2*
	Passenger's Side 20"	B40920	U1*
1994 - 89	All 20"	B40920	U1*
240Z, 260Z			
1974 - 70	All 18"	B40918	U1*, U+
280Z, 280ZX			
1983 - 75	Front 17"	B40917	Pin
	Rear 17"	B40917	Pin
300ZX			
1996 - 90	Front 21"	B40921	U2*
	Rear 19"	B40919	U1*
1989 - 87	Front 19"	B40919	U1*
	Rear 19"	B40919	U1*
1986	Front 17"	B40917	U1*
	Rear 19"	B40919	U1*
1985 - 84	All 19"	B40919	QX/Q7
310			
1982 - 79	Front & Rear 16"	B40916	U1*, U+
510			
1981 - 78	All 17"	B40917	Pin
1973 - 70	All 16"	B40916	U1*, U+
610, 710			
1977 - 72	All 16"	B40916	U1*, U+
Altima			
2001 - 93	Driver's Side 21"	B40921	U2*
	Passenger's Side 20"	B40920	U1*
Altra EV			
2000 - 98	Driver's Side 22"	B40922	U2*
	Passenger's Side 18"	B40918	U1*
	Rear 16"	B40916	U1*
Axxess			
1990	Passenger's Side 22"	B40922	U2*
	Rear 16"	B40916	U1*
B-110			
1973 - 71	All 16"	B40916	
Frontier			
2001 - 98	All 19"	B40919	U1*

Make/Model/Year	Blade Length	Micro Edge Excel	Included Adapter
NISSAN (continued)			
Maxima, 810			
2001 - 00	Passenger's Side 17"	B40917	U1*
1999 - 95	Driver's Side 22"	B40922	U2*
	Passenger's Side 21"	B40921	U2*
1994 - 89	Driver's Side 21"	B40921	U2*
	Passenger's Side 20"	B40920	U1*
1988 - 85	All 19"	B40919	U1*
1984 - 81	Front 18"	B40918	U1*
1980 - 77	Front 17"	B40917	Pin
NX			
1993 - 92	Driver's Side 20"	B40920	U1*
	Passenger's Side 19"	B40919	U1*
	Rear 20"	B40920	U1*
Pathfinder			
2001 - 96	Driver's Side 22"	B40922	U2*
	Passenger's Side 21"	B40921	U2*
1995 - 87	Front 19"	B40919	U1*
Pickup			
1997 - 96	Driver's Side 22"	B40922	U2*
	Passenger's Side 21"	B40921	U2*
1995 - 86	Front 19"	B40919	U1*
1985 - 72	All 16"	B40916	U1*, U+
Pulsar			
1990 - 87	All 21"	B40921	U2*
1986	Driver's Side 19"	B40919	U1*
	Passenger's Side 18"	B40918	U1*
1985 - 83	All 19"	B40919	QX/Q7
Quest			
2001 - 93	Front 22"	B40922	U2*
Sentra			
2001 - 00	Driver's Side 22"	B40922	U2*
	Passenger's Side 16"	B40916	U1*
1999 - 95	Driver's Side 21"	B40921	U2*
	Passenger's Side 19"	B40919	U1*
1994 - 91	Driver's Side 20"	B40920	U1*
	Passenger's Side 19"	B40919	U1*
1990 - 87	Driver's Side 19"	B40919	U1*
	Passenger's Side 18"	B40918	U1*
	Rear 19"	B40919	U1*
1986 - 85	Front 18"	B40918	U1*
	Rear 16"	B40916	U1*, U+
1984 - 82	Front 18"	B40918	U1*, U+
Stanza			
1992 - 90	All 20"	B40920	U1*
1989 - 87	All 19"	B40919	U1*
1986 - 82	Front 18"	B40918	U1*, U+
	Rear 18"	B40918	U1*, U+
Stanza Wagon			
1988 - 87	Front 19"	B40919	U1*
	Rear 16"	B40916	U1*, U+
Van			
1989 - 87	Driver's Side 22"	B40922	U2*
	Passenger's Side 19"	B40919	U1*
	Rear 18"	B40918	U1*, U+
Xterra			
2000	Front 19"	B40919	U1*
OLDSMOBILE			
98 Regency			
1998 - 91	All 22"	B40922	U2*
1990 - 85	All 19"	B40919	U1*
1984 - 71	All 18"	B40918	U1*
Achieva			
1998 - 92	All 19"	B40919	U1*
Alero			
2001 - 99	Driver's Side 22"	B40922	U2*
	Passenger's Side 17"	B40917	U1*

*Adapter Pre-Installed

- Optional adapter: OE P/No. B43000 (QX, for use with U1)
- Requires separate adapter OE P/No. B43000 (QX).

3. OE adapter replacement P/No. 3 392 390 359.

4. OE P/No. 3 392 390 225 (S8) required.

5. Hood clearance must exceed 1 5/8" (42mm) for installation.

BOSCH

Wiper Blades

Cars, Light Trucks and Vans

Make/Model/Year	Blade Length	Micro Edge Excel	Included Adapter
OLDSMOBILE (Continued)			
Aurora			
2001 - 95 All	22"	B40922	U2*
Bravada			
2002 Front	22"	B40922	U1*
Rear	16"	B40916	U1*
2001 - 96 Front	20"	B40920	U1*
1994 - 91 Front	16"	B40916	U1*
Calais			
1991 - 85 All	19"	B40919	U1*
Ciera, Cutlass Calais			
1996 - 84 Front	18"	B40918	U1*
Rear	16"	B40916	U1*
Custom Cruiser			
1992 - 91 Front	22"	B40922	U2*
Rear	16"	B40916	U1*
1990 - 71 Front	18"	B40918	U1*
Rear	16"	B40916	U1*
Cutlass			
1999 - 97 Driver's Side	22"	B40922	U2*
Passenger's Side	19"	B40919	U1*
Cutlass Supreme, F-85			
1999 - 98 FWD	20"	B40920	U2*
1988 - 78 RWD	18"	B40918	U1*
1977 - 70 All	16"	B40916	U1*
Delta 88, LSS			
1999 - 92 All	22"	B40922	U2*
1991 - 86 All	19"	B40919	U1*
1985 - 71 All	18"	B40918	U1*
Firenza			
1988 - 82 Front	16"	B40916	U1*
Rear	16"	B40916	U1*
Intrigue			
2001 - 98 All	22"	B40922	U2*
Omega			
1984 - 80 All	18"	B40918	U1*
1979 - 76 All	16"	B40916	U1*
1975 - 73 All	16"	B40916	U1* ₁ U+
Silhouette			
2001 - 97 Front	24"	B40924	U2*/H14
Rear	16"	B40916	U1*
1996 - 90 Front	24"	B40924	U2*
Starfire			
1980 - 75 All	16"	B40916	U1* ₁ U+
Toronado			
1992 - 86 All	19"	B40919	U1*
1985 - 71 All	18"	B40918	U1*
Vista Cruiser			
1976 - 71 All	18"	B40918	U1*
OPEL			
Opel GT			
1973 - 69 All	18"	B40918	U1*
Isuzu			
1979 - 76 All	16"	B40916	U1*
Kadett			
1971 - 68 All	16"	B40916	U1*
Manta			
1975 - 73 All	16"	B40916	U1*
PEUGEOT			
504			
1981 - 70 All	16"	B40916	U1*
505			
1991 - 81 Front	18"	B40918	U1*
Rear	18"	B40918	U1*
604			
1988 - 77 All	18"	B40918	U1*

Make/Model/Year	Blade Length	Micro Edge Excel	Included Adapter
PLYMOUTH			
Acclaim			
1995 - 89 All	18"	B40918	U1*
Arrow			
1982 - 76 All	17"	B40917	Pin
Barracuda			
1974 - 70 All	16"	B40916	U1* ₁ U+
Breeze			
2000 - 96 All	22"	B40922	U2*
Caravelle			
1988 - 85 All	16"	B40916	U1*
Champ, Colt			
1994 - 93 Driver's Side	20"	B40920	U1*
Passenger's Side	19"	B40919	U1*
1992 - 91 Driver's Side	20"	B40920	U1*
Passenger's Side	17"	B40917	U1*
1990 - 85 Driver's Side	19"	B40919	QX/Q7
Passenger's Side	17"	B40917	QX/Q7
1984 - 79 Front	17"	B40917	Pin
Colt Vista			
1994 - 92 Driver's Side	22"	B40922	U2*
Passenger's Side	18"	B40918	U1*
Rear	16"	B40916	U1*
Conquest			
1986 - 84 Front	19"	B40919	Pin
Rear	19"	B40919	Pin
Cricket			
1973 - 71 All	16"	B40916	U1* ₁ U+
Duster			
1971 All	16"	B40916	U1* ₁ U+
Fury, Gran Fury, Belvedere			
1989 - 74 All	18"	B40918	U1*
1973 - 70 All	16"	B40916	U1* ₁ U+
Horizon			
1990 - 78 Front	16"	B40916	U1* ₁ U+
Rear	18"	B40918	U1* ₁ U+
Laser			
1994 - 92 Front	20"	B40920	U1*
Rear	20"	B40920	U1*
1991 - 90 Front	19"	B40919	QX/Q7
Rear	19"	B40919	QX/Q7
Neon			
2000 - 99 Driver's Side	22"	B40922	U2*
Passenger's Side	19"	B40919	U1*
1998 - 95 Driver's Side	21"	B40921	U2*
Passenger's Side	18"	B40918	U1*
Prowler			
2000 - 97 Driver's Side	16"	B40916	U1*
Passenger's Side	19"	B40919	U1*
Reliant			
1989 - 81 Front	16"	B40916	U1*
Roadrunner, Satellite			
1975 All	18"	B40918	U1*
1974 - 71 All	16"	B40916	U1* ₁ U+
1970 4 Door	16"	B40916	U1* ₁ U+
Sapporo			
1983 - 78 All	17"	B40917	Pin
Scamp			
1984 - 83 All	16"	B40916	U1* ₁ U+
Sundance, Duster			
1994 - 87 All	18"	B40918	U1*
Trailduster			
1981 - 78 All	18"	B40918	U1* ₁ U+

*Adapter Pre-Installed

- Optional adapter: OE P/No. B43000 (QX, for use with U1)
- Requires separate adapter OE P/No. B43000 (QX).

3. OE adapter replacement P/No. 3 392 390 359.

4. OE P/No. 3 392 390 225 (S8) required.

5. Hood clearance must exceed 1 5/8" (42mm) for installation.

BOSCH

Wiper Blades

Cars, Light Trucks and Vans

Make/Model/Year	Blade Length	Micro Edge Excel	Included Adapter
PLYMOUTH (continued)			
Turismo, Duster			
1987 - 82 Front	16"	B40916	U1* ₁ U+
1986 - 82 Rear	18"	B40918	U1* ₁ U+
Valiant, Duster, Scamp			
1976 - 72 Duster	16"	B40916	U1* ₁ U+
1971 All	16"	B40916	U1* ₁ U+
Volare			
1980 - 76 Front	18"	B40918	U1* ₁ U+
1980 Rear	16"	B40916	U1* ₁ U+
Voyager			
2000 - 96 Front	28"	B40928	H15*/U2*
Rear	18"	B40918	U1*
1995 Front	22"	B40922	U2*
1994 Driver's Side	22"	B40922	U2*
Passenger's Side	18"	B40918	U1*
Rear (w/o Washer Nozzle)	18"	B40918	U1*
1993 - 91 Front	18"	B40918	U1*
Rear	18"	B40918	U1*
1990 - 84 Front	18"	B40918	U1*
Rear	16"	B40916	U1*
PONTIAC			
6000			
1991 - 84 All	18"	B40918	U1*
Astre			
1977 - 75 All	16"	B40916	U1* ₁ U+
Aztek			
2001 All	24"	B40924	U2*/H14
Bonneville, Catalina, Executive, Parisienne, Safari			
2001 - 92 All	22"	B40922	U2*
1991 - 87 All	19"	B40919	U1*
1986 - 71 All	18"	B40918	U1*
Fiero			
1988 - 84 All	18"	B40918	U1*
Firebird			
2001 - 98 Front	24"	B40924	U2*/H12
1992 - 82 Front & Rear	18"	B40918	U1*
1976 - 70 With Exposed Blades	16"	B40916	U1*
Grand Am			
2001 - 99 Driver's Side	22"	B40922	U2*
Passenger's Side	17"	B40917	U1*
1998 - 85 All	19"	B40919	U1*
1981 - 78 All	18"	B40918	U1*
1977 - 73 All	16"	B40916	U1*
Grand Prix			
2001 - 97 All	22"	B40922	U2*
1996 - 88 FWD	20"	B40920	U2*
1988 - 78 RWD	18"	B40918	U1*
1977 - 71 All	16"	B40916	U1*
LeMans, Tempest, GTO			
1993 - 87 All	18"	B40918	U1*
1981 - 78 All	18"	B40918	U1*
1977 - 70 All	16"	B40916	U1*
Montana			
2001 - 99 Front	24"	B40924	U2*/H14
Rear	16"	B40916	U1*
Phoenix, Ventura			
1984 - 80 All	18"	B40918	U1*
1979 - 71 All	16"	B40916	U1* ₁ U+
Sunbird, J2000			
1994 - 81 All	16"	B40916	U1*
1980 - 76 All	16"	B40916	U1* ₁ U+

Make/Model/Year	Blade Length	Micro Edge Excel	Included Adapter
PONTIAC (continued)			
Sunfire			
2001 - 95 Driver's Side	22"	B40922	U2*
Passenger's Side	17"	B40917	U1*
T1000			
1987 - 82 All	16"	B40916	U1*
1981 All	16"	B40916	U1* ₁ U+
TransPort			
1998 - 97 Front	24"	B40924	U2*/H14
Rear	16"	B40916	U1*
1996 - 90 Front	24"	B40924	U2*
PORSCHE			
911, 911 Carrera, 930 Turbo			
2001 - 99 Front	22"	B40922	U2*
Rear	22"	B40922	U2*
1988 - 66 Rear	16"	B40916	U1*
924			
1983 - 77 Front	20"	B40920	S9
928			
1995 - 92 Front	19"	B40919	U1*
1991 - 81 Front	20"	B40920	S9
944			
1991 - 83 Front	20"	B40920	S9
968			
1995 - 92 Front	19"	B40919	U1*
Rear	20"	B40920	U1*
Boxster			
2001 - 97 All	22"	B40922	U2*
RENAULT			
Alliance, Encore			
1987 - 84 All	18"	B40918	U1*
Fuego			
1985 - 83 All	19"	B40919	U1* ₁ U+
R10			
1971 - 67 All	16"	B40916	
R15			
1976 All	18"	B40918	
1975 - 73 All	16"	B40916	
R17			
1980 - 77 All	18"	B40918	
1976 - 73 All	16"	B40916	
R18i			
1986 - 80 Front	16"	B40916	U1*
ROVER			
3500			
1981 - 80 All	18"	B40918	
SAAB			
9-3			
2001 - 99 Front	21"	B40921	U2*
Rear	20"	B40920	U1*
9-5			
2001 - 99 Front	22"	B40922	U2*
900			
1998 - 94 Front	21"	B40921	U2*
Rear	20"	B40920	U1*
1994 - 91 Convertible	18"	B40918	U1*
1993 - 90 Exc. Convertible	16"	B40916	U1*
1989 - 79 All	16"	B40916	U1*
9000			
1998 - 96 Front	21"	B40921	U2*
Rear	21"	B40921	U2*

*Adapter Pre-Installed

- Optional adapter: OE P/No. B43000 (QX, for use with U1)
- Requires separate adapter OE P/No. B43000 (QX).

3. OE adapter replacement P/No. 3 392 390 359.

4. OE P/No. 3 392 390 225 (S8) required.

5. Hood clearance must exceed 1 5/8" (42mm) for installation.

BOSCH

Wiper Blades

Cars, Light Trucks and Vans

Make/Model/Year	Blade Length	Micro Edge Excel	Included Adapter
SATURN			
L Series			
2001 - 00 All	19"	B40919	U1*
LW Series			
2001 - 00 Front	19"	B40919	U1*
SL, SC, SW Series			
2001 - 96 Driver's Side	22"	B40922	U2*
Passenger's Side	21"	B40921	U2*
1995 - 91 Driver's Side	22"	B40922	U2*
Passenger's Side	21"	B40921	U2*
Rear	16"	B40916	U1*
SUV			
2002 Driver's Side	24"	B40924	U2*/H14
Passenger's Side	19"	B40919	U1*
STERLING			
825			
1988 - 87 All	19"	B40919	U1*
827			
1991 - 89 Front	19"	B40919	U1*
Rear	19"	B40919	U1*
SUBARU			
Brat			
1987 - 82 All	17"	B40917	Pin
DL			
1989 - 86 Front	17"	B40917	QX/Q7
Rear	16"	B40916	U1*, ₁ U+
1985 - 80 All	17"	B40917	Pin
Forester			
2001 - 98 Driver's Side	21"	B40921	U2*
Passenger's Side	19"	B40919	U1*
GL, GLF, GL-10			
1989 - 86 Front	17"	B40917	QX/Q7
Rear	16"	B40916	U1*, ₁ U+
1985 - 80 All	17"	B40917	Pin
Impreza, Impreza WRX			
2002 Driver's Side	22"	B40922	U2*
Passenger's Side	17"	B40917	U1*
2001 - 93 Driver's Side	21"	B40921	U2*
Passenger's Side	18"	B40918	U1*
Rear	16"	B40916	U1*
Justy			
1995 - 89 Driver's Side	18"	B40918	U1*
Passenger's Side	16"	B40916	U1*
1988 - 87 Front	17"	B40917	Pin
Legacy, Outback			
2001 - 00 Driver's Side	22"	B40922	U2*
Passenger's Side	20"	B40920	U1*
1999 - 95 Driver's Side	21"	B40921	U2*
Passenger's Side	19"	B40919	U1*
1994 - 89 Driver's Side	20"	B40920	U1*
Passenger's Side	18"	B40918	U1*
Loyale			
1994 - 90 Front	19"	B40919	QX/Q7
Rear	21"	B40921	U1*, ₁ U+
RX			
1991 Front	19"	B40919	QX/Q7
Rear	21"	B40921	U2*, ₁ (QX)
1990 - 89 All	17"	B40917	QX/Q7

*Adapter Pre-Installed

- Optional adapter: OE P/No. B43000 (QX, for use with U1)
- Requires separate adapter OE P/ No. B43000 (QX).

3. OE adapter replacement P/No. 3 392 390 359.

4. OE P/No. 3 392 390 225 (S8) required.

5. Hood clearance must exceed 1 5/8" (42mm) for installation.

Buyer's Guide

Part No.	Size	Pop.	Part No.	Size	Pop.	Part No.	Size	Pop.	Part No.	Size	Pop.
B40916	(16.5"/420mm)	A	2001 - 00	INFINITI		B40919	(19"/480mm)	A	2001 - 97	PORSCHE	
1994 - 86	ALFA ROMEO		2001 - 99	ISUZU		2001 - 86	ACURA		2001 - 99	SAAB	
1980 - 79	ALFA ROMEO		1988 - 84	ISUZU		1999 - 85	BUICK		2001 - 91	SATURN	
1970 - 69	ALFA ROMEO		1980 - 75	LANCIA		2001 - 97	CADILLAC		2002 - 92	SUBARU	
1988 - 70	AMERICAN MOTORS		1989 - 78	LAND ROVER		1991 - 85	CADILLAC		2002 - 99	TOYOTA	
1978 - 70	AUDI		1986 - 74	MAZDA		2001 - 88	CHEVROLET		2001 - 98	VOLKSWAGEN	
1973 - 69	BMW		2001 - 98	MERCEDES-BENZ		2001	CHRYSLER		2001 - 99	VOLVO	
2002 - 70	BUICK		2001 - 97	MITSUBISHI		2001 - 99	DAEWOO		B40921	(21"/530mm)	A
2002	CADILLAC		1995 - 83	MITSUBISHI		1992 - 88	DAIHATSU		2001	ACURA	
1988 - 82	CADILLAC		2001 - 00	NISSAN		2001 - 85	DODGE		1995 - 91	ALFA ROMEO	
2002 - 00	CHEVROLET		1986	NISSAN		1998 - 95	EAGLE		2001 - 84	AUDI	
1996 - 65	CHEVROLET		1983 - 75	NISSAN		1991 - 90	EAGLE		1999 - 92	BMW	
2001 - 01	CHRYSLER		2001 - 99	OLDSMOBILE		2001 - 76	FORD		2001 - 00	CHRYSLER	
1990	CHRYSLER		1992 - 76	PLYMOUTH		1997 - 95	GEO		1996	CHRYSLER	
1988 - 80	CHRYSLER		2001 - 95	PONTIAC		1992 - 89	GEO		2001	DODGE	
1973 - 70	CHRYSLER		2002	SUBARU		2001 - 82	HONDA		1998 - 91	DODGE	
1992 - 90	DAIHATSU		1990 - 80	SUBARU		1995 - 91	HYUNDAI		2001 - 97	HONDA	
2001 - 65	DODGE		1990 - 89	SUZUKI		2001 - 90	INFINITI		2001 - 90	INFINITI	
1996 - 91	EAGLE		2001 - 70	TOYOTA		2002 - 98	ISUZU		2001 - 93	JAGUAR	
1982 - 81	FIAT		1981 - 75	TRIUMPH		2002	JEEP		2001 - 99	JEEP	
2002 - 70	FORD		1981 - 75	VOLKSWAGEN		2001 - 94	KIA		2001 - 94	KIA	
2002 - 70	GMC TRUCKS		2001 - 85	VOLVO		2001 - 95	LAND ROVER		2001 - 90	LEXUS	
2001 - 99	HONDA		B40918	(18"/450mm)	A	1997 - 90	LEXUS		2001 - 90	MAZDA	
1991 - 80	HONDA		2001 - 94	ACURA		2001 - 00	LINCOLN		2001 - 91	MITSUBISHI	
1981 - 76	HONDA		1989 - 86	ACURA		2001 - 88	MAZDA		2001 - 84	NISSAN	
1994 - 87	HYUNDAI		1989 - 81	ALFA ROMEO		1985 - 73	MERCEDES-BENZ		1998 - 95	PLYMOUTH	
1991 - 84	ISUZU		1988 - 75	AMERICAN MOTORS		2000 - 95	MERCURY		2001 - 86	SAAB	
1992 - 95	JEEP		1979 - 70	AMERICAN MOTORS		1985	MERCURY		2001 - 91	SATURN	
2001 - 95	KIA		1997 - 78	AUDI		2001 - 85	MITSUBISHI		2001 - 93	SUBARU	
2001 - 97	LEXUS		1998 - 95	BMW		2001 - 83	NISSAN		2001 - 89	TOYOTA	
2002 - 77	LINCOLN		1988 - 79	BMW		1999 - 85	OLDSMOBILE		2001 - 90	VOLKSWAGEN	
1971 - 70	LINCOLN		1976 - 74	BMW		2000 - 84	PLYMOUTH		2001 - 89	VOLVO	
2001 - 89	MAZDA		1996 - 70	BUICK		1998 - 87	PONTIAC		B40922	(22"/560mm)	A
2001 - 96	MERCEDES-BENZ		2001 - 99	CADILLAC		1995 - 92	PORSCHE		2001 - 91	ACURA	
1985 - 68	MERCEDES-BENZ		1992 - 70	CADILLAC		1985 - 83	RENAULT		2001 - 90	AUDI	
2002	MERCURY		2001 - 71	CHEVROLET		2002 - 00	SATURN		2001 - 00	BMW	
1986 - 70	MERCURY		2000 - 74	CHRYSLER		1991 - 87	STERLING		2002 - 91	BUICK	
2001	MITSUBISHI		1999	DAEWOO		2001 - 90	SUBARU		2002 - 91	CADILLAC	
1995 - 83	MITSUBISHI		2000 - 74	DODGE		2001 - 95	SUZUKI		2002 - 91	CHEVROLET	
2001 - 70	NISSAN		1996 - 88	EAGLE		2002 - 00	TOYOTA		2001 - 93	CHRYSLER	
2002 - 82	OLDSMOBILE		1989 - 86	FERRARI		1999 - 83	TOYOTA		2001 - 99	DAEWOO	
1980 - 70	OLDSMOBILE		2002 - 70	FORD		2001 - 90	VOLKSWAGEN		2001 - 93	DODGE	
1979 - 73	OPEL		1997 - 89	GEO		1988 - 82	VOLKSWAGEN		1998 - 92	EAGLE	
1971 - 68	OPEL		2001 - 78	GMC TRUCKS		B40920	(20"/500mm)	A	2002 - 95	FORD	
1981 - 70	PEUGEOT		2000 - 94	HONDA		1999 - 96	ACURA		1998 - 86	FORD	
2000 - 97	PLYMOUTH		2001 - 89	HYUNDAI		1993 - 90	ACURA		1993 - 90	GEO	
1994 - 92	PLYMOUTH		2002	INFINITI		2001 - 83	BMW		2002 - 92	HONDA	
1990 - 70	PLYMOUTH		1998 - 82	ISUZU		1997 - 88	BUICK		2001 - 97	HYUNDAI	
2001 - 70	PONTIAC		2001 - 84	JEEP		1993 - 87	CADILLAC		2001 - 95	INFINITI	
1988 - 66	PORSCHE		2001	KIA		2001 - 90	CHEVROLET		1993 - 83	ISUZU	
1986 - 80	RENAULT		1999 - 98	KIA		2001 - 00	CHRYSLER		2001 - 00	JAGUAR	
1976 - 73	RENAULT		1980 - 75	LANCIA		1995 - 94	CHRYSLER		2001	KIA	
1971 - 67	RENAULT		1998 - 90	LAND ROVER		2001 - 99	DAEWOO		1990 - 89	LAFORZA	
1993 - 79	SAAB		2001 - 97	LEXUS		2000	DE TOMASO		2001 - 95	LAND ROVER	
1995 - 91	SATURN		1992 - 70	LINCOLN		1982 - 81	DELOREAN		2001 - 90	LEXUS	
2001 - 93	SUBARU		1986 - 85	MASERATI		2001 - 90	DODGE		2001 - 93	LINCOLN	
1995 - 89	SUBARU		2001 - 86	MAZDA		1996 - 88	EAGLE		1999 - 86	MAZDA	
1994 - 90	SUBARU		1995 - 72	MERCEDES-BENZ		2002 - 95	FORD		2001 - 98	MERCEDES-BENZ	
1989 - 86	SUBARU		2001 - 91	MERCURY		1998 - 86	FORD		2002 - 89	MERCURY	
1989 - 86	SUBARU		1989 - 79	MERCURY		1993 - 90	GEO		2001 - 91	MITSUBISHI	
1998 - 91	SUZUKI		1974 - 71	MERCURY		2002 - 92	HONDA		2001 - 95	NISSAN	
2001 - 93	TOYOTA		2001 - 90	MITSUBISHI		2001 - 97	HYUNDAI		1990 - 87	NISSAN	
1981 - 78	TOYOTA		1992 - 88	MITSUBISHI		2001 - 95	INFINITI		2002 - 91	OLDSMOBILE	
1971 - 70	TOYOTA		2000 - 98	NISSAN		1993 - 83	ISUZU		2000 - 92	PLYMOUTH	
2001 - 99	VOLKSWAGEN		1990 - 80	NISSAN		2001 - 00	JAGUAR		2001 - 92	PONTIAC	
1997 - 68	VOLKSWAGEN		1979 - 77	NISSAN		2001	KIA		2001 - 97	PORSCHE	
2001 - 99	VOLVO		1974 - 70	NISSAN		1990 - 89	LAFORZA		2001 - 99	SAAB	
1985 - 68	VOLVO		1996 - 71	OLDSMOBILE		2001 - 95	LAND ROVER		2001 - 91	SATURN	
1992 - 86	YUGO		1973 - 69	OPEL		2001 - 90	LEXUS		2002 - 92	SUBARU	
B40917	(16.5"/420mm)	A	1991 - 77	PEUGEOT		2001 - 93	LINCOLN		2002 - 99	TOYOTA	
1979 - 76	BMW		2000 - 75	PLYMOUTH		1999 - 86	MAZDA		2001 - 98	VOLKSWAGEN	
2001 - 95	CHEVROLET		1993 - 71	PONTIAC		2001 - 98	MERCEDES-BENZ		2001 - 99	VOLVO	
1988 - 78	DODGE		1987 - 76	RENAULT		2002 - 89	MERCURY				
1990 - 89	EAGLE		1981 - 80	ROVER		2001 - 91	MITSUBISHI				
1992 - 87	FORD		1994 - 91	SAAB		2001 - 95	NISSAN				
1997 - 89	GEO		2001 - 89	SUBARU		1990 - 87	NISSAN				
2001 - 99	HONDA		2001 - 89	SUZUKI		2002 - 91	OLDSMOBILE				
1985 - 82	HONDA		2002 - 86	TOYOTA		2000 - 92	PLYMOUTH				
1981 - 76	HONDA		1998 - 83	VOLKSWAGEN		2001 - 97	PONTIAC				

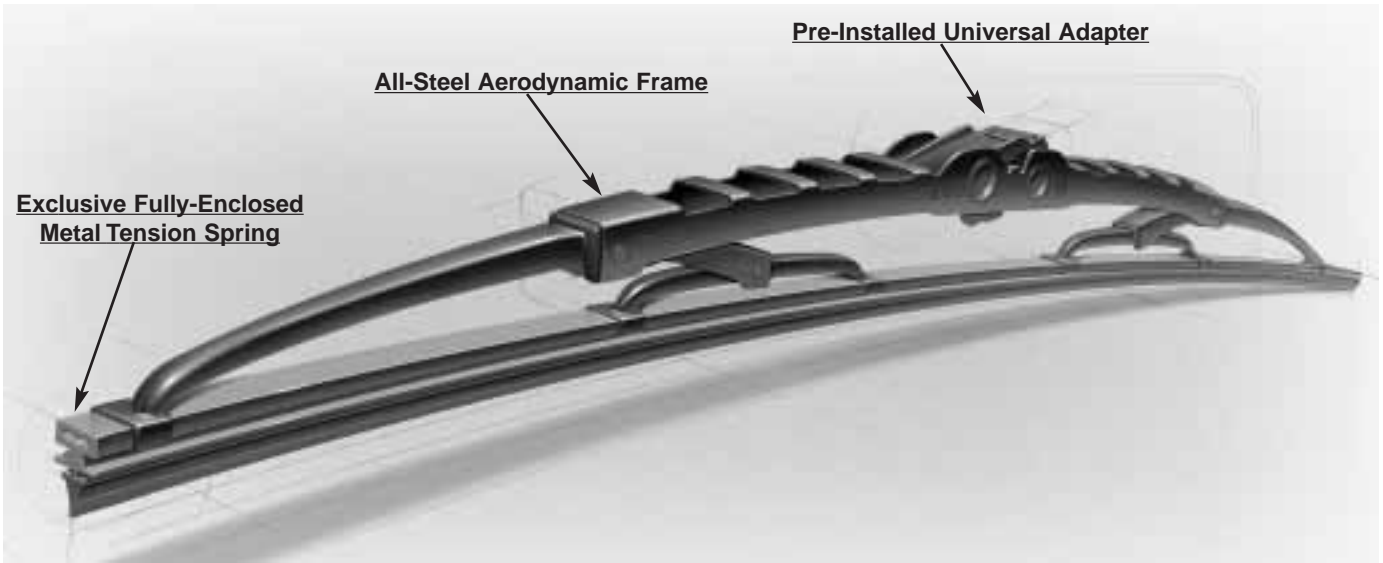
Continued on page 19...

Buyer's Guide (continued)

Part No.	Size	Pop.
B40924	(24"/600mm)	B
2001 - 92	ACURA	
2001 - 00	BMW	
2002	BUICK	
2001 - 97	CADILLAC	
2001 - 93	CHRYSLER	
2002 - 93	DODGE	
1998 - 93	EAGLE	
2002 - 95	FORD	
2001 - 90	HONDA	
2001 - 96	ISUZU	
1999 - 98	KIA	
2001 - 00	LEXUS	
2001 - 00	LINCOLN	
2001 - 00	MAZDA	
2001 - 86	MERCEDES-BENZ	
2001 - 96	MERCURY	
2001 - 95	MINI	
2001 - 90	OLDSMOBILE	
2001 - 90	PONTIAC	
2002	SATURN	
2001 - 98	TOYOTA	
2001 - 99	VOLVO	
B40928	(28"/720mm)	C
2001 - 96	CHRYSLER	
2001 - 96	DODGE	
2000 - 96	PLYMOUTH	

Brand Cross-Reference Guide

Brand	Part #	(AMSOIL) Bosch #	Brand	Part #	(AMSOIL) Bosch #
ANCO	25-16	B40916	TRICO (cont.)	20-9	B40920
	25-17	B40917		21-1	B40921
	25-18	B40918		21-9	B40921
	25-19	B40918		22-1	B40922
	25-20	B40920		22-4	B40922
	25-20A	B40920		22-9	B40922
	25-22	B40922		24-1	B40924
	25-24	B40924		24-4	B40924
	25-28	B40928		24-9	B40924
	31-16	B40916		28-9	B40928
	31-17	B40917	36-161	B40916	
	31-18	B40918	36-170	B40917	
	31-19	B40919	36-181	B40918	
	31-20	B40920	36-190	B40919	
	31-22	B40922	36-202	B40920	
	31-24	B40924	36-210	B40921	
	31-28	B40928	36-220	B40922	
	90-16	B40916	36-240	B40924	
	90-17	B40917	TRIDON	83-16B	B40916
	90-18	B40918		83-17B	B40917
	90-19	B40919		83-18B	B40918
	90-20	B40920		83-19B	B40919
	90-21	B40921		83-20B	B40920
	90-22A	B40922		83-22B	B40922
	91-16	B40916		83-24B	B40924
	91-17	B40917		AF16B	B40916
	91-18	B40918		AF17B	B40917
	91-19	B40919		AF18B	B40918
	91-20	B40920	AF19B	B40919	
	91-21	B40921	AF20B	B40920	
	91-22	B40922			
	91-24	B40924			
	91-28	B40928			
	NAPA	60-016-1	B40916		
		60-016-2	B40916		
60-017-1		B40917			
60-017-3		B40917			
60-018-1		B40918			
60-018-2		B40918			
60-018-10		B40918			
60-019-1		B40919			
60-019-2		B40919			
60-019-3		B40919			
60-019-9		B40919			
60-020-1		B40920			
60-020-2		B40920			
60-020-4		B40920			
60-020-9		B40920			
60-021-1		B40921			
60-021-9		B40921			
60-022-1		B40922			
60-022-4		B40922			
60-022-9		B40922			
60-024-1		B40924			
60-024-4		B40924			
60-024-9		B40924			
60-028-9		B40928			
60-1617		B40916			
60-1717		B40917			
60-1817		B40918			
60-1917		B40919			
60-2017	B40920				
60-2117	B40921				
60-2217	B40922				
60-2417	B40924				
TRICO	16-1	B40916			
	16-2	B40916			
	17-1	B40917			
	17-3	B40917			
	18-1	B40918			
	18-2	B40918			
	18-10	B40918			
	19-1	B40919			
	19-2	B40919			
	19-3	B40919			
	19-9	B40919			
	20-1	B40920			
	20-2	B40920			
	20-4	B40920			



BOSCH

Micro Edge Excel

THE MOST ADVANCED WIPER SYSTEM EVER.

Revolutionary dual rubber technology, fully enclosed metal tension spring and a superior all-steel frame construction for...

Excellent all-weather performance and extended service life.



Feature

Benefit

Specially blended rubber wiping edge

- Reduces haze and streaks
- Improves wear resistance
- Quieter operation

Specially blended rubber compound

- Improved flip-over flexibility
- Reduced windshield "chatter"
- Improved resistance to ozone, UV rays and road chemicals

Exclusive fully-enclosed metal tension spring

- More direct pressure to the wiping edge for improved moisture removal
- Better protection against water, snow or ice build-up for improved all-season wiping performance

Aerodynamic all-steel frame provides

- Blade contact at all speeds
- Superior corrosion resistance with a zinc dichromate primer